

# **SINGER**

## **112W110**

# Instructions for Ordering

In ordering from this list, use **ONLY** the **PART** number in the **FIRST** column.

The number stamped on a Sewing Machine Part is the number of the Single Part only, except when the part includes Set Screws, Clamping Screws, Studs and Rollers Spun on, Small Wires riveted, or Parts soldered together, etc., which it is necessary to furnish in combination.

Every combination of parts sent out has its specific number which, although not stamped on Parts (except in above cases) must be used when ordering the combination.

Each number always indicates the **SAME PART** in whatever list it appears, or for whatever Machine.

The letters after some of the numbers indicate the style of **finish** only, as follows:

- A. Hardened, Polished and Plated.
- B. Polished and Plated.
- C. Hardened only.
- D. Polished only.
- E. Soft, not polished.
- F. Hardened and Polished.
- H. Blued.

These letters **MUST BE USED** when they appear in the list and **AFTER** the number, as in the list.

In this series

200001 to 201500 are Screw Numbers.

201501 to 201800 are Nut Numbers.

201801 to 202000 are Roller Numbers.

202001 and upward are numbers of Machine Parts.

The figures in the second column refer only to the plate in which the illustration of the part is shown and are **NOT TO BE USED** in ordering.

Two or more numbers over a cut indicate that the difference between such parts is not visible in an illustration.

Parts marked with an asterisk (\*) are furnished only when repairs are made at the factory.

## LIST OF PARTS COMPLETE

FOR

## MACHINE No. 112w110

TWO NEEDLE HIGH SPEED COMPOUND FEED

For Shirts, Underwear, Corsets, Etc.

In gauges from  $\frac{3}{32}$  to  $1\frac{1}{2}$  inches

No.	Plate	Name	Each
*224001	---	Arm with 202135 .....	\$ --
224002	13224	" Cap .....	40
200278H	13201	" " Screw .....	05
202248H	13201	" " " Washer .....	05
204235	13201	" Position Pin (2) .....	02
200004c	13201	" Screw (3) .....	08
202005	13201	" " Washer (3) .....	01
223606	13213	" Shaft with 200357E and 203100 .....	6 00
223607	13231	" " Bushing (back) with 202260 .....	65
202260	---	" " " " Oil Packing (wick) .....	01
200338c	13201	Arm Shaft Bushing (back) Set Screw .....	04
213299	13231	" " " (center) with 202260 .....	25
202260	---	" " " " Oil Packing (wick) .....	01
200338c	13201	Arm Shaft Bushing (center) Set Screw .....	04
202245	13231	" " " (front) with 202036 and 202260 .....	55
202260	---	Arm Shaft Bushing (front) Oil Packing (wick) .....	01
200502B	13201	Arm Shaft Bushing (front) Oil Packing Thumb Screw .....	25
202036	13201	Arm Shaft Bushing (front) Position Pin .....	01
200341c	13232	" " " " Set Screw .....	04
223731	13231	" " Connection with four 200054E (3) .....	2 00
200054E	13201	Arm Shaft Connection Screw .....	03
203100	---	" " Oil Packing (wick) .....	01
200357E	13201	" " " " Stop Screw .....	03
202632	13231	" Side Plate .....	30
200462B	13201	" " " Thumb Screw .....	10
223612	13232	Attachment Slide Plate .....	30

From the library of: Diamond Needle Corp

No.	Plate	Name	Each
223842	13219	Balance Wheel with 200328c and 200335c	\$1 00
200328c	13201	" " Position Screw	04
200335c	13201	" " Set Screw	04
*223613	---	Bed with 202062	---
202258	13201	" Hinge Connection (2)	08
200570E	13232	" " " Screw (4)	05
223852	13231	" Slide (back)	45
223811	13221	" " " Stop	05
223812	13221	" " " Spring	01
223853	13231	" " (front), for use with Throat Plates in gauges from $\frac{3}{8}$ to $\frac{1}{2}$ inch	55
224043	13233	Bed Slide (front), for use with Throat Plates in gauges from $\frac{1}{4}$ to 1 inch	55
224044	13233	Bed Slide (front), for use with Throat Plates in gauges from $1\frac{1}{8}$ to $1\frac{1}{2}$ inches	55
203470	13232	Bobbin (2)	06
*234005	---	" Case	---
203648	13232	" " Latch	10
*202056	---	" " Pin	---
203473	13232	" " Plunger	10
203474	13205	" " Spring	01
224004	13225	" " Opener	35
224005	13225	" " Lever with 201349c, 201542c and 203101	2 00
201349c	13232	Bobbin Case Opener Lever Driving Screw Stud	15
201542c	13232	Bobbin Case Opener Lever Driving Screw Stud Nut	05
203101	---	Bobbin Case Opener Lever Driving Screw Stud Oil Packing (wick)	01
223622	13232	Bobbin Case Opener Lever Hinge Stud with 202277	35
202277	---	Bobbin Case Opener Lever Hinge Stud Oil Packing (wick)	01
200364c	13205	Bobbin Case Opener Lever Hinge Stud Set Screw	03
223623	13232	Bobbin Case Opener Lever Link	75
200118F	13232	" " " Screw	02
203214	13232	" " Tension Spring	10
200984F	11608	" " " " Regulating Screw	04
200594F	13232	Bobbin Case Tension Spring Screw	02
203216	---	" " Washer (cloth) Per 100	25
234009	13232	Bobbin Case complete, Nos. 200594F, 200984F, 202056, 203214, 203216, 203473, 203474, 203648 and 234005	1 00
210911	11618	Face Plate	65
202135	13232	" " Position Pin	01
200473D	13232	" " Thumb Screw	06

No.	Plate	Name	Each
223626	13206	Feed Bar with 200075E and 201535E	\$1 10
223627	---	" " 223626 with 201352H and 223654	2 00
201223c	13232	" " Hinge Screw (driving)	40
201518E	13232	" " " " Nut	04
223637	13218	Feed Dog, 50 needle hole, for needle sizes 14 and 15, in gauges $\frac{3}{8}$ , $\frac{1}{2}$ and $\frac{5}{8}$ in., for 224030	1 50
223639	13218	Feed Dog, 50 needle hole, for needle sizes 14 and 15, in gauges $\frac{3}{8}$ and $\frac{1}{2}$ in., for 224031	1 50
223638	13218	Feed Dog, 50 needle hole, for needle sizes 14 and 15, in gauges from $\frac{1}{4}$ to $\frac{3}{8}$ in., in steps of $\frac{1}{32}$ in., for 223884	1 50
223634	13229	Feed Dog, 50 needle hole, for needle sizes 14 and 15, in gauges from $\frac{1}{4}$ to $\frac{3}{8}$ in., in steps of $\frac{1}{32}$ in., for 224033	1 50
223641	13218	Feed Dog, 50 needle hole, for needle sizes 14 and 15, in gauges from $\frac{1}{4}$ to in., in steps of $\frac{1}{32}$ in., for 224035	2 00
200106E	13232	Feed Dog Screw (2)	02
200075E	13232	" " Support Screw	02
201535E	13232	" " " " Nut	03
223644	13206	" Driving Connection with 200049D and 202277	85
201171c	13232	Feed Driving Connection Hinge Screw	30
201517D	13232	" " " " " Nut	05
202277	---	" " " " " Oil Packing (wick)	01
202277	---	Feed Driving Connection Oil Packing (wick)	01
200049D	13232	Feed Driving Connection Pinch Screw	03
223645	13206	" " Eccentric	2 00
223646	13204	" " " Bracket with 200363c and 200396c	1 25
223647	---	Feed Driving Eccentric Bracket 223646 with 223659 and two 200098F	2 00
200396c	13204	Feed Driving Eccentric Bracket Position Screw	03
200363c	11608	Feed Driving Eccentric Bracket Set Screw	03
200913F	13204	Feed Driving Eccentric Fulcrum Screw	05
201525E	13204	" " " " " Nut	03
223648	13204	Feed Driving Eccentric Gib	05
200132E	11609	" " " " Screw	02
223649	13204	" " " Washer	10
200582H	13232	" " " " Screw (2)	02
223650	13213	" " Rock Shaft	75

No.	Plate	Name	Each
223651	—	Feed Driving Rock Shaft 223650 with 201223c, 201518e and 223627 .....	\$3 20
223652	13204	Feed Driving Rock Shaft Crank with 200019e .....	60
200019e	13204	Feed Driving Rock Shaft Crank Pinch Screw .....	06
202625	13204	Feed Driving Rock Shaft Stop Collar with two 200383c (2) .....	20
200383c	13204	Feed Driving Rock Shaft Stop Collar Set Screw .....	02
223653	13204	Feed Lifting Cam with 201220c .....	75
223654	13204	" " " Fork with 200173b and 223655 .....	1 00
201352r	13232	Feed Lifting Cam Fork Screw .....	10
223655	—	" " " Oiling Felt .....	02
200173b	13204	" " " " Screw .....	04
201220c	13205	" " " Set Screw .....	02
223810	13221	" Regulating Index Lever with 200152r .....	1 00
223657	13204	" " " " Bearing .....	75
223658	13205	" " " " " Cap with 200380c .....	75
200380c	11614	Feed Regulating Index Lever Bearing Cap Set Screw .....	02
223659	13205	Feed Regulating Index Lever Operating Bracket .....	75
202140c	13221	Feed Regulating Index Lever Operating Bracket Position Pin .....	01
200098e	13205	Feed Regulating Index Lever Operating Bracket Screw .....	03
223660	13205	Feed Regulating Index Lever Operating Lever with 201175c .....	30
223661	13205	Feed Regulating Index Lever Operating Lever Bearing .....	50
223662	13205	Feed Regulating Index Lever Operating Lever Bearing Spring .....	02
201175c	13205	Feed Regulating Index Lever Operating Lever Screw Stud .....	10
200152r	13221	Feed Regulating Index Lever Pinch Screw .....	04
224042	13224	Feed Regulating Index Plate .....	50
200582r	13232	" " " " Screw (3) .....	02
201173c	13205	" " Lock Screw .....	25
223664	13205	" " " " Friction Plate .....	06
*224016	—	Hook (sewing) .....	—
224017	13225	" 224016 with 200616e, 201253e, 203525, 224025 and two 200590r .....	4 00
224018	13225	Hook and Bobbin Case complete, Nos. 224017 and 234009 .....	5 00
224019	13225	Hook Bushing (lower) (bronze) .....	75

No.	Plate	Name	Each
200364c	13205	Hook Bushing (lower) Set Screw .....	\$ 03
224020	13225	" " (upper) (bronze) .....	60
200446c	13205	" " " Position Screw .....	04
223867	13234	" Driving Gear (spiral) with 200362c and 201222c (2) .....	3 00
201222c	13234	Hook Driving Gear Position Screw .....	03
200362c	13234	" " " Set Screw .....	03
224021	13225	" " Pinion (spiral) with two 201142c .....	1 00
201142c	13234	Hook Driving Pinion Set Screw .....	02
224022	13225	" " " Thrust Washer .....	20
223673	13213	" " Shaft .....	6 50
223674	13206	" " " Bushing (back) with 224392 .....	35
223675	13206	Hook Driving Shaft Bushing (front) with 224392 .....	35
224392	—	Hook Driving Shaft Bushing Oil Packing (wick) .....	01
200335c	13201	Hook Driving Shaft Bushing Set Screw (2) .....	04
223676	13234	Hook Driving Shaft Collar with two 200378c (2) .....	20
200378c	13234	Hook Driving Shaft Collar Set Screw ..	02
203525	13234	" Gib .....	40
200616e	13234	" " Screw (long) .....	02
201253e	13234	" " " (short) .....	02
224023	13224	" Saddle (left) with 200009r, 200446c and two 200364c .....	50
224024	13224	Hook Saddle (right) with 200009r, 200446c and two 200364c .....	50
223680	13233	Hook Saddle Bearing (left) .....	60
200327c	13201	" " " " Set Screw ..	04
223681	13233	" " " (right) .....	70
200335c	13201	" " " " Set Screw ..	04
223682	13233	" " Oil Guard .....	25
223814	—	" " " " Felt .....	03
200096b	13231	" " " " Screw (2) .....	03
200009r	13234	" " Pinch Screw .....	05
200006e	13234	" " Screw (2) .....	07
225585	13234	" " " Washer (2) .....	02
224026	—	Hook Saddle (left) complete, Nos. 200118e, 223622, 223623, 224004, 224005 and 224018 to 224023 .....	15 00
224027	—	Hook Saddle (right) complete, Nos. 200118e, 223622, 223623, 224004, 224005, 224018 to 224022 and 224024 .....	15 00
224025	13225	Hook Washer .....	20
200590r	13221	" " Screw .....	02

## Parts for Machine No. 112w110

No.	Plate	Name	Each
202445	13233	Knee Lifter Connection Lever with 202446 .....	\$ 07
200224H	11614	Knee Lifter Connection Lever Hinge Screw .....	12
223684	13212	Knee Lifter Connection Lever Lifting Rod with 202302 .....	05
202302	13234	Knee Lifter Connection Lever Lifting Rod Cotter Pin .....	01
206628	13221	Knee Lifter Connection Lever Lifting Rod Spring .....	05
227227	13221	Knee Lifter Connection Lever Lifting Rod Spring Collar with 200113F .....	15
200113F	13221	Knee Lifter Connection Lever Lifting Rod Spring Collar Set Screw .....	03
202446	13234	Knee Lifter Connection Lever Pin .....	03
223685	13212	" " Lifting Lever .....	25
200262H	11614	" " " " Hinge Screw .....	10
223686	13212	Needle Bar .....	80
202552	13234	" " Connecting Link .....	1 25
223687	13209	" " " " Oil Guard .....	10
200161D	13209	" " " " " " " .....	04
202333	13209	Needle Bar Connecting Link Stud with 202254 .....	25
202254	---	Needle Bar Connecting Link Stud Oil Packing (wick) .....	01
200374C	13234	Needle Bar Connecting Link Stud Set Screw .....	02
200383C	13204	Needle Bar Connecting Link Stud Set Screw .....	02
223688	13209	Needle Bar Connecting Stud with 200072C and 202330 .....	35
202330	---	Needle Bar Connecting Stud Oil Packing (wick) .....	01
200072C	13221	Needle Bar Connecting Stud Pinch Screw .....	03
202692	13233	Needle Bar Crank with 200335C, 200374C, 200383C, 200428C and 202333 .....	1 00
223877	---	Needle Bar Crank 202692 with 202399, 202400, 202552, 223688 and 223881 .....	4 50
203172	13209	Needle Bar Crank Friction Washer .....	05
200428C	13209	" " " Position Screw .....	08
200335C	13201	" " " Set Screw .....	04
223689	13212	" " Rock Frame .....	1 00
210910	13234	" " " " Hinge Stud with 202277 .....	35
202271	---	Needle Bar Rock Frame Hinge Stud Oil Packing (wick) .....	01

## Parts for Machine No. 112w110

No.	Plate	Name	Each
200347C	13234	Needle Bar Rock Frame Hinge Stud Set Screw .....	\$ 03
202666	13209	Needle Bar Rock Frame Position Bracket .....	10
200098F	13205	" " " " " " " .....	03
223690	---	Screw .....	03
223691	13213	Needle Bar Rock Frame Rock Shaft .....	75
223692	13212	" " " " " " 223690 with 200386C and 210920 .....	1 10
223693	13212	Needle Bar Rock Frame Rock Shaft Crank with 200029C .....	40
200833C	13209	Needle Bar Rock Frame Rock Shaft Crank Connection .....	75
201522E	13209	Needle Bar Rock Frame Rock Shaft Crank Connection Hinge Screw .....	10
200029C	13209	Needle Bar Rock Frame Rock Shaft Crank Connection Hinge Screw Nut .....	03
202668	13209	Needle Bar Rock Frame Rock Shaft Crank Pinch Screw .....	05
210920	---	Needle Bar Rock Frame Slide Block 202668 with 201141C .....	15
201141C	13209	Needle Bar Rock Frame Slide Block 202668 with 201141C .....	35
200386C	13209	Needle Bar Rock Frame Slide Block Stud .....	10
223878	13221	Needle Bar Rock Frame Slide Block Stud Set Screw .....	02
223879	13221	Needle Holder, in gauges from $\frac{3}{32}$ to $\frac{1}{2}$ in., in steps of $\frac{1}{32}$ in., with 201030F and two 200141F .....	1 25
223880	13221	Needle Holder, in gauges from $\frac{1}{16}$ to $\frac{1}{2}$ in., in steps of $\frac{1}{32}$ in., with 201030F and two 200141F .....	1 50
201030F	13209	Needle Holder, in gauges from $\frac{3}{32}$ to $\frac{1}{2}$ in., in steps of $\frac{1}{32}$ in., with 201030F and two 200141F .....	1 75
200141F	13209	Needle Holder Screw .....	02
208566	13212	" Set Screw .....	02
202336	13209	Presser Bar with 200074F .....	80
210947	13234	" " Bushing (lower) .....	35
200352C	13209	" " " (upper) .....	35
202671	11608	" " " Set Screw (2) .....	03
200653C	11608	" " Lifter .....	25
202672	11608	" " " Hinge Screw .....	06
200975F	11608	" " " Lifting Releasing Lever Bracket .....	1 10
202342	11608	Presser Bar Lifting Releasing Lever Bracket Guide Screw .....	15
202669	11608	Presser Bar Lifting Releasing Lever Bracket Spring (spiral) .....	02
202669	11608	Presser Bar Position Guide .....	35

No.	Plate	Name	Each
202670	11608	Presser Bar Position Guide Lever with 200086c	\$ 30
200086c	13209	Presser Bar Position Guide Lever Pinch Screw	03
200352c	13209	Presser Bar Position Guide Set Screw	03
210948	13212	" " Spring (flat)	1 00
210949	11608	" " " Bracket with 200086c	45
200086c	13209	" " " Pinch Screw	03
200538c	11608	" " " Regulating Screw	10
200948F	11608	" " " Support Screw	12
230795	13209	" Foot Hinge Pin	01
229237	---	" " Plate, for 229238	1 15
223798	---	" " " 223799	1 25
224061	---	" " " 224062	1 25
223770	---	" " " 223771	1 25
224067	---	" " " 224068	1 25
200074F	11608	" " Screw	03
202923	---	" " Shank	60
229238	11840	Presser Foot (hinged) complete, 50 needle hole, in gauges $\frac{3}{8}$ and $\frac{1}{2}$ in., Nos. 202923, 229237 and 230795	1 90
223799	13239	Presser Foot (hinged) complete, 50 needle hole, in gauges $\frac{3}{8}$ and $\frac{1}{2}$ in., Nos. 202923, 223798 and 230795	2 00
224062	13239	Presser Foot (hinged) complete, 50 needle hole, in gauges $\frac{3}{8}$ , $\frac{1}{2}$ , $\frac{3}{4}$ and $\frac{1}{2}$ in., Nos. 202923, 224061 and 230795	2 00
223771	13216	Presser Foot (hinged) complete, 50 needle hole, in gauges $\frac{3}{8}$ , $\frac{1}{2}$ , $\frac{3}{4}$ and $\frac{1}{2}$ in., Nos. 202923, 223770 and 230795	2 00
224068	13239	Presser Foot (hinged) complete, 50 needle hole, in gauges $\frac{3}{8}$ , $\frac{1}{2}$ , $\frac{3}{4}$ and $\frac{1}{2}$ in., Nos. 202923, 224067 and 230795	2 00
223881	13235	Take-up Lever	1 35
202399	11609	" " Driving Stud with 202277	25
202277	---	" " " Oil Packing (wick)	01
202400	11609	Take-up Lever Hinge Stud with 202423	25
202423	---	" " " Oil Packing (wick)	01
200358c	13209	Take-up Lever Hinge Stud Set Screw	03
202401	---	" " Oiling Felt	02
200132E	11609	" " " Screw	02
223702	13210	Tension Bracket with two each 201224B and 236060	2 00
200159F	13209	Tension Bracket Screw	04

No.	Plate	Name	Each
223705	---	Tension Bracket complete, Nos. 200978c, 201199F, 223702, 223703, 223706, 223707, two each 13710, 200309E, 204271, 223704, three 201572B and four 202402	\$4 00
202402	13234	Tension Disc	05
236060	13209	" " Position Pin	01
210950	11609	" Release Driving Lever with 200394c and 202676	45
202676	11609	Tension Release Driving Lever Pin	01
202677	11609	" " " " Slide Bar	35
210966	---	Tension Release Driving Lever Pin Slide Bar 202677 with 200167E and 210952	45
202678	11609	Tension Release Driving Lever Pin Slide Bar Spring	02
200394c	11609	Tension Release Driving Lever Set Screw	03
223703	13210	" " Lever	10
200309E	13210	" " " Screw	04
223704	13210	" " Plunger	03
204271	13210	" " Washer	05
13710	13235	" Spring	03
201224B	13211	" Stud	20
201572B	13235	" Thumb Nut	04
223706	13210	Thread Controller Disc	1 00
200978c	13210	" " " Screw	02
223707	13210	" " Spring	03
210952	13235	" " " Stop	10
200167E	13235	" " " " Screw	02
201199F	13210	" " Stud with 204925	15
200081c	13235	" " " Set Screw	02
201572B	13235	" " " Thumb Nut	04
204925	13235	" " " Washer	01
224028	13225	" Guide	20
210951	13235	" " (lower)	20
210955	13235	" " (upper)	20
200582B	13232	" " Screw (3)	02
223766	---	" Oiler (felt)	01
223767	---	" " Bracket with 200355c and 200394c	70
200394c	11609	Thread Oiler Bracket Set Screw	03
204185	13235	" " " Thread Guide	03
200355c	13235	" " " " " Set Screw	03
223768	13235	Thread Oiler complete, Nos. 204185, 223766 and 223767 (when fitted for leather)	75
223882	13235	Thread Retainer	20
210960	13235	" " Disc (2)	02
224041	13225	" " End Guard	20

No.	Plate	Name	Each
200582R	13232	Thread Retainer End Guard Screw .....	\$ 02
210961	13235	" " Plunger (2) .....	04
210962	13235	" " " Spring (2) .....	01
200582R	13232	" " Screw (2) .....	02
210963	13235	" " Socket (2) .....	60
200368R	13210	" " " Set Screw (2) ....	02
224030	13229	Throat Plate, for 223637, in gauges $\frac{3}{8}$ , $\frac{1}{2}$ and $\frac{5}{8}$ inch .....	1 60
224031	13227	Throat Plate, for 223639, in gauges $\frac{3}{8}$ and $\frac{7}{8}$ inch .....	1 75
223884	13240	Throat Plate, for 223638, in gauges from $\frac{1}{4}$ to $\frac{11}{16}$ in., in steps of $\frac{1}{16}$ inch .....	1 75
224033	13227	Throat Plate, for 223634, in gauges from $\frac{7}{8}$ to $\frac{11}{16}$ in., in steps of $\frac{1}{16}$ inch .....	1 85
224035	13240	Throat Plate, for 223644, in gauges from 1 to $1\frac{1}{2}$ in., in steps of $\frac{1}{16}$ inch .....	2 00
200161D	13209	Throat Plate Clamp Screw .....	04
202062	13210	" " Position Pin .....	01
691R	13210	" " Screw .....	04

## ACCESSORIES

No.	Plate	Name	Each
200157R	13211	Attachment Screw .....	\$ 05
203470	13232	Bobbin (10) .....	06
225497	10776	" Case Screw Driver .....	10
223665	13236	Feed Regulating Lock Screw Key .....	60
61 x 7		Needles, twelve, size 14 .....	20 Per doz.
223762		Drip Pan, 20 in. long, with four 1 in. wire nails .....	35
41400	10776	Machine Rest Pin (wood) .....	04
36578	10776	Oiler with 36579 .....	10
36579	10776	" Spout, 3 in. long .....	06
225498	10776	Screw Driver, $7\frac{1}{4}$ in. long .....	15
225554	10776	Wrench (steel) .....	10

### BOBBIN WINDER

#### Swing Automatic, Right Hand

223735	13226	Bobbin Winder Base .....	20
200577R	13211	" " " Screw .....	62
*210968		" " Bobbin Holder .....	—
202471	13226	" " Frame .....	15
200221D	11614	" " " Hinge Screw .....	12
202472	13226	" " " Spring .....	05
200161D	13209	" " " " Screw .....	04
202473	13226	" " Pulley with 200380c .....	20
200380c	11614	" " " Set Screw .....	02
*210969		" " Spindle .....	—
210970	11614	" " " 210969 with 210968 .....	75
210971	11614	" " Stop Latch .....	10
200056e	11614	" " " " Screw .....	03
202477	11614	" " " " Thumb Lever .....	15
200299R	13211	" " " " " " " " " Hinge Screw .....	05
200299R	13211	Bobbin Winder Stop Latch Thumb Lever Joint Screw .....	05
201537R	11614	Bobbin Winder Stop Latch Thumb Lever Joint Screw Nut .....	03
202478	11614	Bobbin Winder Stop Latch Trip Lever .....	10
200299R	13211	" " " " " " " " " Hinge Screw .....	05
223736	13226	Bobbin Winder complete, Nos 200056e, 200161D, 200221D, 201537R, 202471 to 202473, 202477, 202478, 210970, 210971, 223735 and three 200299R .....	1 70

From the library of: Diamond Needle Corp

No.	Plate	Name	Each
223896	13219	Bobbin Winder Tension Bracket with 200378c and 223895 .....	\$ 20
223895	13223	Bobbin Winder Tension Bracket Position Pin .....	02
200150b	13211	Bobbin Winder Tension Bracket Screw..	06
2102	13223	" " " Disc .....	05
2103	13223	" " " Spring .....	03
828c	13223	" " " Stud .....	08
223897	13223	" " " " Socket .....	10
200378c	13234	" " " " " Set Screw .....	02
1560c	13223	Bobbin Winder Tension Stud Thumb Nut	04
17547	13223	" " " Thread Guide ...	25
223898	13219	Bobbin Winder Tension Bracket complete, Nos. 828c, 1560c, 2103, 17547, 223896, 223897 and two 2102 .....	80
223739	13213	Bobbin Winder and Tension Bracket Base	1 50
223899	---	Bobbin Winder and Tension Bracket complete, Nos. 200150b, 223739, 223739, 223898 and two 200577b .....	4 00

## KNEE LIFTER

202450	13213	Knee Lifter Rock Lever with 200522c and 200529c .....	35
202185	---	Knee Lifter Rock Lever 202450 with two each 202451 and 202452 .....	50
223763	13213	Knee Lifter Rock Lever 202485 with 202203 and 227784 .....	85
202453	13213	Knee Lifter Rock Lever Knee Plate with 200526c .....	17
202203	---	Knee Lifter Rock Lever Knee Plate 202453 with 202454 .....	30
202454	13213	Knee Lifter Rock Lever Knee Plate Arm (long) .....	12
200522c	13211	Knee Lifter Rock Lever Knee Plate Arm Set Screw .....	06
200526c	13236	Knee Lifter Rock Lever Knee Plate Set Screw .....	05
202451	13213	Knee Lifter Rock Lever Lug with two wood screws $\frac{7}{8}$ in., No. 13H .....	05
202452	13211	Knee Lifter Rock Lever Lug Hinge Pin	02
227784	13213	" " " " Rod, 3 in. long, with 227785 .....	06
*227785	---	Knee Lifter Rock Lever Rod Cap or Oil Guard .....	---
200529c	13211	Knee Lifter Rock Lever Rod Set Screw	05

(Other Knee Lifter Parts are listed with parts of machine head).

## THREAD UNWINDER

No.	Plate	Name	Each
202486	---	Spool Pin .....	\$ 03
202487	---	" Rest .....	25
227498	---	" " .....	20
202488	10838	" " 202487 with 200363c, 200383c and two 202486 .....	35
227499	10838	Spool Rest 227498 with 200363c and 202486 .....	25
202489	10838	Spool Rest Rod .....	05
200383c	13204	" " " Set Screw .....	02
200383c	13204	" " Set Screw .....	02
202490	10838	" Stand with 200383c .....	20
202491	---	" Washer (steel) .....	02
202492	---	" Weight with 202493 .....	25
202493	---	" " Center with 202793 and 203163 .....	10
203163	---	" " " Bushing .....	03
202793	---	" " Thread Guide .....	05
202794	10838	Thread Eyelet Rod .....	15
227605	13236	" " " Clamp with two 200396c .....	05
227606	13236	" " " " .....	15
200396c	13204	Thread Eyelet Rod Clamp Set Screw .....	03
200363c	11608	" " " Set Screw .....	03
227500	10838	Thread Unwinder complete, Nos. 202488 to 202490, 202794, 227499, 227605, 227606, three each 202491, 202492 and wood screws $\frac{7}{8}$ in., No. 13 .....	1 75

From the library of: Diamond Needle Corp.



## FEED DOGS

No.	Plate	Name	Each
223629	13218	Feed Dog, 46 needle hole, for needle sizes 16 and 18, in gauges $\frac{1}{8}$ , $\frac{3}{16}$ , $\frac{1}{4}$ and $\frac{5}{16}$ in., for 224030 .....	\$1 50
223630	13218	Feed Dog, 40 needle hole, for needle size 20, in gauges $\frac{3}{16}$ , $\frac{1}{4}$ and $\frac{5}{16}$ in., for 224030 .....	1 50
223637	13218	Feed Dog, 50 needle hole, for needle sizes 14 and 15, in gauges $\frac{3}{16}$ , $\frac{1}{4}$ , $\frac{5}{16}$ , $\frac{3}{8}$ and $\frac{7}{16}$ in., for 224030 .....	1 50
223889	13218	Feed Dog, 53 needle hole, for needle sizes 12 and 13, in gauges $\frac{3}{16}$ , $\frac{1}{4}$ , $\frac{5}{16}$ , $\frac{3}{8}$ and $\frac{7}{16}$ in., for 224030 .....	1 50
223639	13218	Feed Dog, 50 needle hole, for needle sizes 14 and 15, in gauges $\frac{3}{16}$ and $\frac{5}{16}$ in., for 224031 .....	1 50
224007	13229	Feed Dog, 53 needle hole, for needle sizes 12 and 13, in gauges $\frac{3}{16}$ and $\frac{5}{16}$ in., for 224031 .....	1 50
223628	13218	Feed Dog, 46 needle hole, for needle sizes 16 and 18, in gauges from $\frac{1}{8}$ to $\frac{13}{16}$ in., in steps of $\frac{1}{16}$ in., for 223884 .....	1 50
223631	13218	Feed Dog, 40 needle hole, for needle size 20, in gauges from $\frac{1}{8}$ to $\frac{13}{16}$ in., in steps of $\frac{1}{16}$ in., for 223884 .....	1 50
223638	13218	Feed Dog, 50 needle hole, for needle sizes 14 and 15, in gauges from $\frac{1}{8}$ to $\frac{13}{16}$ in., in steps of $\frac{1}{16}$ in., for 223884 .....	1 50
223632	13229	Feed Dog, 46 needle hole, for needle sizes 16 and 18, in gauges from $\frac{1}{8}$ to $\frac{13}{16}$ in., in steps of $\frac{1}{16}$ in., for 224033 .....	1 50
223633	13229	Feed Dog, 40 needle hole, for needle size 20, in gauges from $\frac{1}{8}$ to $\frac{13}{16}$ in., in steps of $\frac{1}{16}$ in., for 224033 .....	1 50
223634	13229	Feed Dog, 50 needle hole, for needle sizes 14 and 15, in gauges from $\frac{1}{8}$ to $\frac{13}{16}$ in., in steps of $\frac{1}{16}$ in., for 224033 .....	1 50
223891	13229	Feed Dog, 53 needle hole, for needle sizes 12 and 13, in gauges from $\frac{1}{8}$ to $\frac{13}{16}$ in., in steps of $\frac{1}{16}$ in., for 224033 .....	1 50
223635	13218	Feed Dog, 46 needle hole, for needle sizes 16 and 18, in gauges from 1 to $1\frac{1}{4}$ in., in steps of $\frac{1}{8}$ in., for 224035 .....	2 00

No.	Plate	Name	Each
223636	13218	Feed Dog, 40 needle hole, for needle size 20, in gauges from 1 to $1\frac{1}{4}$ in., in steps of $\frac{1}{8}$ in., for 224035 .....	\$2 00
223641	13218	Feed Dog, 50 needle hole, for needle sizes 14 and 15, in gauges from 1 to $1\frac{1}{4}$ in., in steps of $\frac{1}{8}$ in., for 224035 .....	2 00
221006	13229	Feed Dog, 40 needle hole, for needle size 20, in gauges from 1 to $1\frac{1}{4}$ in., in steps of $\frac{1}{8}$ in., for 224029 .....	2 75
223640	13238	Feed Dog, 46 needle hole, for needle sizes 16 and 18, in gauges from $\frac{1}{8}$ to $\frac{13}{16}$ in., in steps of $\frac{1}{16}$ in., for 224032 .....	2 00
224008	13238	Feed Dog, 40 needle hole, for needle size 20, in gauges from 1 to $1\frac{1}{4}$ in., in steps of $\frac{1}{8}$ in., for 224034 .....	2 00

## PRESSER FEET

No.	Plate	Name	Each
230795	13209	Presser Foot Hinge Pin	\$ 01
223694	---	" " Plate, for 223695	1 75
223696	---	" " " " 223697	1 75
223698	---	" " " " 223699	1 25
223744	---	" " " " 223745	1 25
223746	---	" " " " 223747	1 25
223748	---	" " " " 223749	1 25
223750	---	" " " " 223751	1 25
223754	---	" " " " 223755	1 75
223756	---	" " " " 223757	1 75
223758	---	" " " " 223759	1 50
223770	---	" " " " 223771	1 25
223772	---	" " " " 223773	1 75
223785	---	" " " " 223786	1 25
223796	---	" " " " 223797	3 00
223798	---	" " " " 223799	1 25
224061	---	" " " " 224062	1 25
224063	---	" " " " 224064	1 75
224065	---	" " " " 224066	1 85
224067	---	" " " " 224068	1 25
224069	---	" " " " 224070	1 75
229311	---	" " " " 229312	1 85
229418	---	" " " " 229419	1 85
229886	---	" " " " 229887	1 85
229235	---	" " " " 229236	1 15
229237	---	" " " " 229238	1 15
231499	---	" " " " 231500	1 15
231501	---	" " " " 231502	1 15
229257	---	" " " " 229258	1 15
229259	---	" " " " 229260	1 15
229449	---	" " " " 229450	1 15
229623	---	" " " " 231512	1 15
229267	---	" " " " 229268	1 15
229395	---	" " " " 229396	1 15
229893	---	" " " " 229894	1 15
229895	---	" " " " 229896	1 15
229269	---	" " " " 229270	1 25
229901	---	" " " " 229902	1 25
231457	---	" " " " 231458	1 25
231459	---	" " " " 231460	1 25
229613	---	" " " " 229614	2 00
229827	---	" " " " 229826	2 00
229968	---	" " " " 229969	2 00
229422	---	" " " " 229315	1 85

No.	Plate	Name	Each
229424	---	Presser Foot Plate, for 229316	\$1 85
229436	---	" " " " 229437	1 85
229397	---	" " " " 229398	1 25
229897	---	" " " " 229898	1 25
229899	---	" " " " 229900	1 25
231455	---	" " " " 231456	1 25
229399	---	" " " " 229400	1 25
231463	---	" " " " 231464	1 25
231465	---	" " " " 231466	1 25
231467	---	" " " " 231468	1 25
229420	---	" " " " 229585	1 85
229846	---	" " " " 229847	1 85
229233	---	" " " " 211547	1 85
229313	---	" " " " 229314	1 85
229426	---	" " " " 229432	1 85
202923	---	" " Shank	60
202926	---	" " "	75
223695	13215	Presser Foot (hinged) complete, 50 needle hole, in gauges from $\frac{1}{16}$ to $\frac{1}{8}$ in., in steps of $\frac{1}{32}$ in., Nos. 202923, 223694 and 230795, for lap seam felling	2 50
223697	13215	Presser Foot (hinged) complete, 40 needle hole, in gauges $\frac{1}{16}$ , $\frac{3}{32}$ and $\frac{1}{8}$ in., Nos. 202923, 223696 and 230795, for overall felling	2 50
223699	13215	Presser Foot (hinged) complete, 46 needle hole, in gauges $\frac{11}{32}$ , $\frac{3}{8}$ , $\frac{13}{32}$ and $\frac{1}{2}$ in., Nos. 202923, 223698 and 230795	00
223745	13215	Presser Foot (hinged) complete, 46 needle hole, in gauges $\frac{11}{32}$ and $\frac{1}{2}$ in., Nos. 202923, 223744 and 230795	00
223747	13215	Presser Foot (hinged) complete, 46 needle hole, in gauges $\frac{3}{8}$ , $\frac{1}{2}$ , $\frac{5}{8}$ and $\frac{3}{4}$ in., Nos. 202923, 223746 and 230795	2 00
223749	13215	Presser Foot (hinged) complete, 46 needle hole, in gauges $\frac{11}{32}$ , $\frac{1}{2}$ , $\frac{13}{32}$ and $\frac{3}{8}$ in., Nos. 202923, 223748 and 230795	2 00
223751	13216	Presser Foot (hinged) complete, 46 needle hole, in gauges $\frac{3}{8}$ , $\frac{1}{2}$ , $\frac{5}{8}$ and $\frac{3}{4}$ in., Nos. 202923, 223750 and 230795	2 00
223755	13216	Presser Foot (hinged) complete, 50 needle hole, in gauges $\frac{11}{32}$ , $\frac{3}{8}$ , $\frac{13}{32}$ and $\frac{1}{2}$ in., Nos. 202923, 223754 and 230795, for lap seam felling	2 50
223757	13216	Presser Foot (hinged) complete, 50 needle hole, in gauges $\frac{11}{32}$ , $\frac{1}{2}$ , $\frac{13}{32}$ and $\frac{3}{8}$ in., Nos. 202923, 223756 and 230795, for lap seam felling	2 50

From the library of Diamond Needle Corp.

## Presser Feet

No.	Plate	Name	Each
223759	13216	Presser Foot (hinged) complete, 50 needle hole, in gauges $\frac{1}{8}$ , $\frac{1}{4}$ , $\frac{3}{8}$ and $\frac{1}{2}$ in., Nos. 202923, 223758 and 230795, for stitching front steels in corsets .....	\$2 25
223771	13216	Presser Foot (hinged) complete, 50 needle hole, in gauges $\frac{1}{8}$ , $\frac{1}{4}$ , $\frac{3}{8}$ and $\frac{1}{2}$ in., Nos. 202923, 223770 and 230795 .....	2 00
223773	13216	Presser Foot (hinged) complete, 50 needle hole, in gauges from $\frac{1}{8}$ to $\frac{1}{2}$ in., in steps of $\frac{1}{16}$ in., Nos. 202923, 223772 and 230795, for lap seam felling .....	2 50
223786	13215	Presser Foot (hinged) complete, 16 needle hole, in gauges from $\frac{1}{8}$ to $\frac{1}{2}$ in., in steps of $\frac{1}{16}$ in., Nos. 202923, 223785 and 230795 .....	2 00
223797	13228	Presser Foot (hinged) complete, 50 needle hole, in gauges from $\frac{1}{8}$ to $\frac{1}{2}$ in., in steps of $\frac{1}{16}$ in., Nos. 202923, 223796 and 230795 .....	3 75
223799	13239	Presser Foot (hinged) complete, 50 needle hole, in gauges $\frac{1}{8}$ and $\frac{1}{4}$ in., Nos. 202923, 223798 and 230795 .....	2 00
224062	13239	Presser Foot (hinged) complete, 50 needle hole, in gauges $\frac{1}{8}$ , $\frac{1}{4}$ , $\frac{3}{8}$ and $\frac{1}{2}$ in., Nos. 202923, 224061 and 230795 .....	2 00
224064	13228	Presser Foot (hinged) complete, 50 needle hole, in gauges from $\frac{1}{8}$ to $\frac{1}{2}$ in., in steps of $\frac{1}{16}$ in., Nos. 202923, 224063 and 230795, for lap seam felling .....	2 50
224066	13239	Presser Foot (hinged) complete, 53 needle hole, in $\frac{1}{8}$ in. gauge, Nos. 202923, 224065 and 230795, for lap seam felling .....	2 60
224068	13239	Presser Foot (hinged) complete, 50 needle hole, in gauges $\frac{1}{8}$ , $\frac{1}{4}$ , $\frac{3}{8}$ and $\frac{1}{2}$ in., Nos. 202923, 224067 and 230795 .....	2 00
224070	13239	Presser Foot (hinged) complete, 50 needle hole, in gauges $\frac{1}{8}$ , $\frac{1}{4}$ , $\frac{3}{8}$ and $\frac{1}{2}$ in., Nos. 202923, 224069 and 230795, for lap seam felling .....	2 50
229411	14003	Presser Foot, 53 needle hole, in gauges from $\frac{1}{8}$ to $\frac{1}{2}$ in., in steps of $\frac{1}{16}$ inch ..	90
229503	14003	Presser Foot, 50 needle hole, in gauges from $\frac{1}{8}$ to $\frac{1}{2}$ in., in steps of $\frac{1}{16}$ inch ..	90
229415	14003	Presser Foot, 50 needle hole, in gauges from $\frac{1}{8}$ to $\frac{1}{2}$ in., in steps of $\frac{1}{16}$ inch ..	1 00
221418	11840	Presser Foot, 53 needle hole, in gauges from $\frac{1}{8}$ to $\frac{1}{2}$ in., in steps of $\frac{1}{16}$ inch ..	1 00
229412	14003	Presser Foot, 53 needle hole, in gauges from $\frac{1}{8}$ to $\frac{1}{2}$ in., in steps of $\frac{1}{16}$ inch .....	1 00

## Presser Feet

No.	Plate	Name	Each
229433	13211	Presser Foot, 53 needle hole, in gauges from $\frac{1}{8}$ to $\frac{1}{2}$ in., in steps of $\frac{1}{16}$ in., for strip work .....	\$2 25
229323	11840	Presser Foot, 46 needle hole, in gauges from $\frac{1}{8}$ to $\frac{1}{2}$ in., in steps of $\frac{1}{16}$ inch ...	1 00
229312	13211	Presser Foot (hinged) complete, 53 needle hole, in gauges $\frac{1}{8}$ , $\frac{1}{4}$ and $\frac{3}{8}$ in., Nos. 202926, 229311 and 230795. Hinge pin set back $\frac{1}{16}$ in. from regular, for felling ..	2 60
229419	13211	Presser Foot (hinged) complete, 53 needle hole, in gauges $\frac{1}{8}$ , $\frac{1}{4}$ , $\frac{3}{8}$ and $\frac{1}{2}$ in., Nos. 202926, 229418 and 230795. Hinge pin set back $\frac{1}{16}$ in. from regular, for felling ..	2 60
229887	13211	Presser Foot (hinged) complete, 53 needle hole, in gauges $\frac{1}{8}$ , $\frac{1}{4}$ , $\frac{3}{8}$ and $\frac{1}{2}$ in., Nos. 202926, 229886 and 230795. Hinge pin set back $\frac{1}{16}$ in. from regular, for corset felling .....	60
231500	11840	Presser Foot (hinged) complete, 53 needle hole, in gauges $\frac{1}{8}$ , $\frac{1}{4}$ , $\frac{3}{8}$ and $\frac{1}{2}$ in., Nos. 202923, 230795 and 231499 .....	90
229238	11840	Presser Foot (hinged) complete, 50 needle hole, in gauges $\frac{1}{8}$ , $\frac{1}{4}$ , $\frac{3}{8}$ and $\frac{1}{2}$ in., Nos. 202923, 229237 and 230795 .....	90
229236	11840	Presser Foot (hinged) complete, 46 needle hole, in gauges $\frac{1}{8}$ , $\frac{1}{4}$ and $\frac{3}{8}$ in., Nos. 202923, 229235 and 230795 .....	90
231502	11840	Presser Foot (hinged) complete, 40 needle hole, in gauges $\frac{1}{8}$ , $\frac{1}{4}$ and $\frac{3}{8}$ in., Nos. 202923, 230795 and 231501 .....	90
231512	11840	Presser Foot (hinged) complete, 53 needle hole, in gauges $\frac{1}{8}$ , $\frac{1}{4}$ , $\frac{3}{8}$ and $\frac{1}{2}$ in., Nos. 202923, 229623 and 230795 .....	1 90
229260	11840	Presser Foot (hinged) complete, 50 needle hole, in gauges $\frac{1}{8}$ , $\frac{1}{4}$ , $\frac{3}{8}$ and $\frac{1}{2}$ in., Nos. 202923, 229259 and 230795 .....	1 90
229258	11840	Presser Foot (hinged) complete, 46 needle hole, in gauges $\frac{1}{8}$ , $\frac{1}{4}$ , $\frac{3}{8}$ and $\frac{1}{2}$ in., Nos. 202923, 229257 and 230795 .....	1 90
229450	11840	Presser Foot (hinged) complete, 40 needle hole, in gauges $\frac{1}{8}$ , $\frac{1}{4}$ , $\frac{3}{8}$ and $\frac{1}{2}$ in., Nos. 202923, 229449 and 230795 .....	1 90
229896	11840	Presser Foot (hinged) complete, 53 needle hole, in gauges $\frac{1}{8}$ , $\frac{1}{4}$ , $\frac{3}{8}$ and $\frac{1}{2}$ in., Nos. 202923, 229895 and 230795 .....	1 90
229396	11840	Presser Foot (hinged) complete, 50 needle hole, in gauges $\frac{1}{8}$ , $\frac{1}{4}$ , $\frac{3}{8}$ and $\frac{1}{2}$ in., Nos. 202923, 229395 and 230795 .....	1 90

No.	Plate	Name	Each
229268	11840	Presser Foot (hinged) complete, 46 needle hole, in gauges $\frac{11}{32}$ , $\frac{1}{2}$ , $\frac{13}{32}$ and $\frac{3}{8}$ in., Nos. 202923, 229267 and 230795	\$1 90
229894	11840	Presser Foot (hinged) complete, 40 needle hole, in gauges $\frac{11}{32}$ , $\frac{1}{2}$ , $\frac{13}{32}$ and $\frac{3}{8}$ in., Nos. 202923, 229893 and 230795	1 90
229902	11840	Presser Foot (hinged) complete, 53 needle hole, in gauges $\frac{11}{32}$ , $\frac{1}{2}$ , $\frac{13}{32}$ and $\frac{3}{8}$ in., Nos. 202923, 229901 and 230795	2 00
231458	11840	Presser Foot (hinged) complete, 50 needle hole, in gauges $\frac{11}{32}$ , $\frac{1}{2}$ , $\frac{13}{32}$ and $\frac{3}{8}$ in., Nos. 202923, 230795 and 231457	2 00
229270	11840	Presser Foot (hinged) complete, 46 needle hole, in gauges $\frac{11}{32}$ , $\frac{1}{2}$ , $\frac{13}{32}$ and $\frac{3}{8}$ in., Nos. 202923, 229269 and 230795	2 00
231460	11840	Presser Foot (hinged) complete, 40 needle hole, in gauges $\frac{11}{32}$ , $\frac{1}{2}$ , $\frac{13}{32}$ and $\frac{3}{8}$ in., Nos. 202923, 230795 and 231459	2 00
229315	11841	Presser Foot (hinged) complete, 53 needle hole, in gauges $\frac{3}{8}$ , $\frac{1}{2}$ , $\frac{13}{32}$ and $\frac{3}{8}$ in., Nos. 202923, 229422 and 230795	2 60
229614	11841	Presser Foot (hinged) complete, 50 needle hole, in gauges $\frac{3}{8}$ , $\frac{1}{2}$ , $\frac{13}{32}$ and $\frac{3}{8}$ in., Nos. 202923, 229613 and 230795	2 75
229316	11841	Presser Foot (hinged) complete, 53 needle hole, in gauges $\frac{11}{32}$ , $\frac{1}{2}$ , $\frac{13}{32}$ and $\frac{3}{8}$ in., Nos. 202923, 229424 and 230795	2 60
229826	11841	Presser Foot (hinged) complete, 50 needle hole, in gauges $\frac{11}{32}$ , $\frac{1}{2}$ , $\frac{13}{32}$ and $\frac{3}{8}$ in., Nos. 202923, 229827 and 230795	2 60
229969	11841	Presser Foot (hinged) complete, 50 needle hole, in gauges from $\frac{11}{32}$ to $\frac{3}{8}$ in., in steps of $\frac{1}{32}$ in., Nos. 202923, 229968 and 230795	2 60
229437	11841	Presser Foot (hinged) complete, 53 needle hole, in gauges $\frac{11}{32}$ , $\frac{1}{2}$ , $\frac{13}{32}$ and $\frac{3}{8}$ in., Nos. 202923, 229436 and 230795	2 60
229398	11842	Presser Foot (hinged) complete, 53 needle hole, in gauges from $\frac{11}{32}$ to $\frac{3}{8}$ in., in steps of $\frac{1}{32}$ in., Nos. 202923, 229397 and 230795	2 00
231456	11842	Presser Foot (hinged) complete, 50 needle hole, in gauges from $\frac{11}{32}$ to $\frac{3}{8}$ in., in steps of $\frac{1}{32}$ in., Nos. 202923, 230795 and 231455	2 00
229898	11842	Presser Foot (hinged) complete, 46 needle hole, in gauges from $\frac{11}{32}$ to $\frac{3}{8}$ in., in steps of $\frac{1}{32}$ in., Nos. 202923, 229897 and 230795	2 00
229900	11842	Presser Foot (hinged) complete, 40 needle hole, in gauges from $\frac{11}{32}$ to $\frac{3}{8}$ in., in steps of $\frac{1}{32}$ in., Nos. 202923, 229899 and 230795	2 00

No.	Plate	Name	Each
229400	11842	Presser Foot (hinged) complete, 53 needle hole, in gauges from $\frac{11}{32}$ to $\frac{1}{2}$ in., in steps of $\frac{1}{32}$ in., Nos. 202923, 229399 and 230795	\$2 00
231464	11842	Presser Foot (hinged) complete, 50 needle hole, in gauges from $\frac{11}{32}$ to $\frac{1}{2}$ in., in steps of $\frac{1}{32}$ in., Nos. 202923, 230795 and 231463	2 00
231466	11842	Presser Foot (hinged) complete, 46 needle hole, in gauges from $\frac{11}{32}$ to $\frac{1}{2}$ in., in steps of $\frac{1}{32}$ in., Nos. 202923, 230795 and 231465	2 00
231468	11842	Presser Foot (hinged) complete, 40 needle hole, in gauges from $\frac{11}{32}$ to $\frac{1}{2}$ in., in steps of $\frac{1}{32}$ in., Nos. 202923, 230795 and 231467	2 00
229585	11842	Presser Foot (hinged) complete, 53 needle hole, in gauges $\frac{1}{2}$ , $\frac{3}{8}$ and $\frac{3}{8}$ in., Nos. 202923, 229420 and 230795	2 60
229847	11842	Presser Foot (hinged) complete, 50 needle hole, in gauges $\frac{1}{2}$ , $\frac{3}{8}$ and $\frac{3}{8}$ in., Nos. 202923, 229846 and 230795	2 60
211547	11842	Presser Foot (hinged) complete, 53 needle hole, in gauges from $\frac{11}{32}$ to $\frac{3}{8}$ in., in steps of $\frac{1}{32}$ in., Nos. 202923, 229233 and 230795	2 50
229314	11842	Presser Foot (hinged) complete, 50 needle hole, in gauges from $\frac{11}{32}$ to $\frac{3}{8}$ in., in steps of $\frac{1}{32}$ in., Nos. 202923, 229313 and 230795	2 60
229432	13211	Presser Foot (hinged) complete, 40 needle hole, in gauges from $\frac{3}{8}$ to $\frac{3}{8}$ in., in steps of $\frac{1}{32}$ in., Nos. 202923, 229431 and 230795, for felling	2 60

From the library of: Diamond Needle Corp.

## THROAT PLATES

No.	Plate	Name	Each
224030	13229	Throat Plate, for 223629, 223630, 223637 and 223889, in gauges from $\frac{1}{8}$ to $\frac{1}{2}$ in., in steps of $\frac{1}{32}$ inch .....	\$1 60
224031	13227	Throat Plate, for 223639 and 224007, in gauges $\frac{3}{8}$ and $\frac{5}{8}$ inch .....	1 75
223884	13240	Throat Plate, for 223628, 223631 and 223638, in gauges from $\frac{1}{4}$ to $\frac{11}{16}$ in., in steps of $\frac{1}{32}$ inch .....	1 75
224033	13227	Throat Plate, for 223632 to 223634 and 223891, in gauges from $\frac{3}{8}$ to $\frac{11}{16}$ in., in steps of $\frac{1}{32}$ inch .....	1 85
224035	13240	Throat Plate, for 223635, 223636 and 223641, in gauges from 1 to $1\frac{1}{2}$ in., in steps of $\frac{1}{32}$ inch .....	2 00
224029	13229	Throat Plate, for 224006, in gauges from 1 to $1\frac{1}{2}$ in., in steps of $\frac{1}{32}$ inch .....	2 00
224032	13227	Throat Plate, for 223640, in gauges from $\frac{3}{4}$ to $1\frac{1}{2}$ in., in steps of $\frac{1}{32}$ inch .....	2 25
224034	13240	Throat Plate, for 224008, in gauges from 1 to $1\frac{1}{2}$ in., in steps of $\frac{1}{32}$ inch .....	2 25

## ARM CAP AND THREAD GUIDE

No.	Plate	Name	Each
224045	-----	Arm Cap .....	\$ 45
223604	-----	" " Thread Guide .....	55
223605	13201	" " " " 223604 with 210991 and two 200179u .....	75
210991	13201	Arm Cap Thread Guide Latch Spring ....	15
200179u	13201	" " " " " " Screw .....	02
200172u	13201	" " " " " " Screw .....	02
224046	-----	Arm Cap and Thread Guide complete, Nos. 223605, 224045 and two 200172u...	1 25

## FOOT LIFTER

Parts for changing Machine from Knee Lifter to Foot Lifter.

223733	13236	Foot Lifter Lifting Lever Extension ....	50
200082D	13236	" " " " " " Screw ..	03
227561	13211	" " " " " " Spring .....	25
200835D	13211	" " " " " " Stop Screw ..	08

## STRIP REELS

Attached to the top of the arm.

No.	Plate	Name	Each
226199	---	Strip Reel Disc (6 in. diam.) with 225980 and three 205520 .....	\$ 25
226198	---	Strip Reel Disc (9 in. diam.) with 225980 and three 205520 .....	30
225980	---	Strip Reel Disc Base .....	10
205520	13236	" " " " Rivet .....	02
227113	11863	" " " (lower) with Strip Guide .....	20
227115	11863	" " " (upper) with Strip Guide .....	20
227116	11862	" " " Rod Collar .....	06
227210	11862	" " " " " 227116 with 200731e and 227327 .....	20
200731e	11862	Strip Reel Disc Rod Collar Wing Screw .....	12
200530c	13236	" " " " Set Screw .....	05
227327	11862	" " " " Tension Spring (spiral) .....	02
227108	11863	Strip Reel Support with two 200530c .....	60
200017e	11862	" " " " Screw .....	06
227212	11863	Double Strip Reel complete, Nos. 200017e, 227108, 227113, 227115, two each 226198, 226199 and 227210 .....	2 50

## STRIP REEL

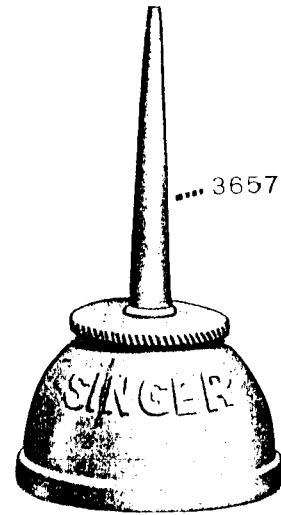
Suspended under the bench with latch which permits the reel to be brought forward for placing the roll of strip into position.

226198	---	Strip Reel Disc (9 in. diam.) with 225980 and three 205520 .....	30
225980	---	Strip Reel Disc Base .....	10
205520	13236	" " " " Rivet .....	02
227204	11863	" " " " Rod .....	10
227205	11862	" " " " Clamp with two 200530c .....	20
200530c	13236	Strip Reel Disc Rod Clamp Set Screw .....	05
227116	11862	" " " " Collar .....	06
227210	11862	" " " " " 227116 with 200731e and 227327 .....	20
200731e	11862	Strip Reel Disc Rod Collar Wing Screw .....	12
227327	11862	" " " " Tension Spring (spiral) .....	02
227214	11863	Strip Reel Supporting Rod .....	25

No.	Plate	Name	Each
227215	11863	Strip Reel Supporting Rod Bracket (right) with two wood screws 1 in., No. 13 .....	\$ 10
227203	11863	Strip Reel Supporting Rod Latch Bracket with two wood screws 1 in., No. 13 ...	15
227223	11862	Strip Reel Supporting Rod Latch Bracket Spring (spiral) .....	05
227224	11862	Strip Reel Supporting Rod Latch Bracket Spring Collar with 200380c .....	10
200380c	11614	Strip Reel Supporting Rod Latch Bracket Spring Collar Set Screw .....	02
200530c	13236	Strip Reel Supporting Rod Set Screw ..	05
227207	11863	Strip Reel complete, Nos. 227203 to 227205, 227214, 227215, 227223, 227224, two 227210 and four 226198 .....	2 50

PLATE 10776—ONE-HALF SIZE

36578



36579

225498



225497



225554



41400



From the library of: Diamond Needle Corp

PLATE 10838—ONE-EIGHTH SIZE

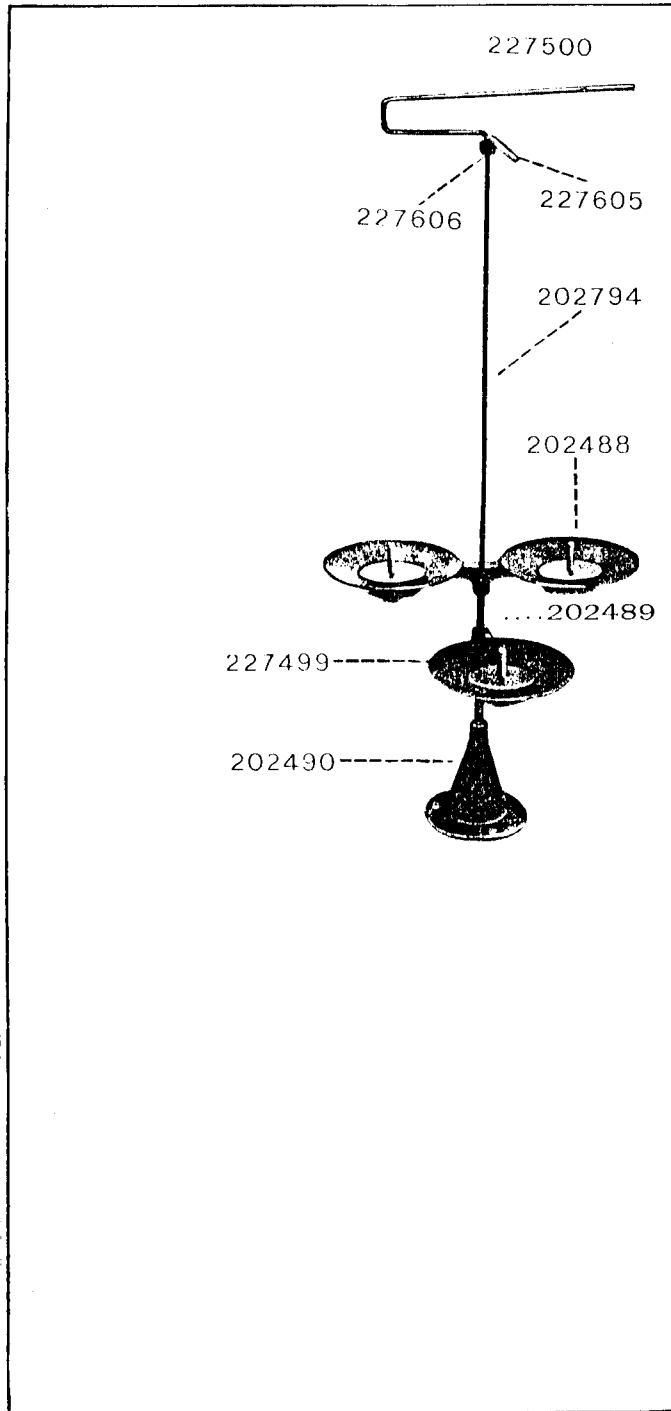
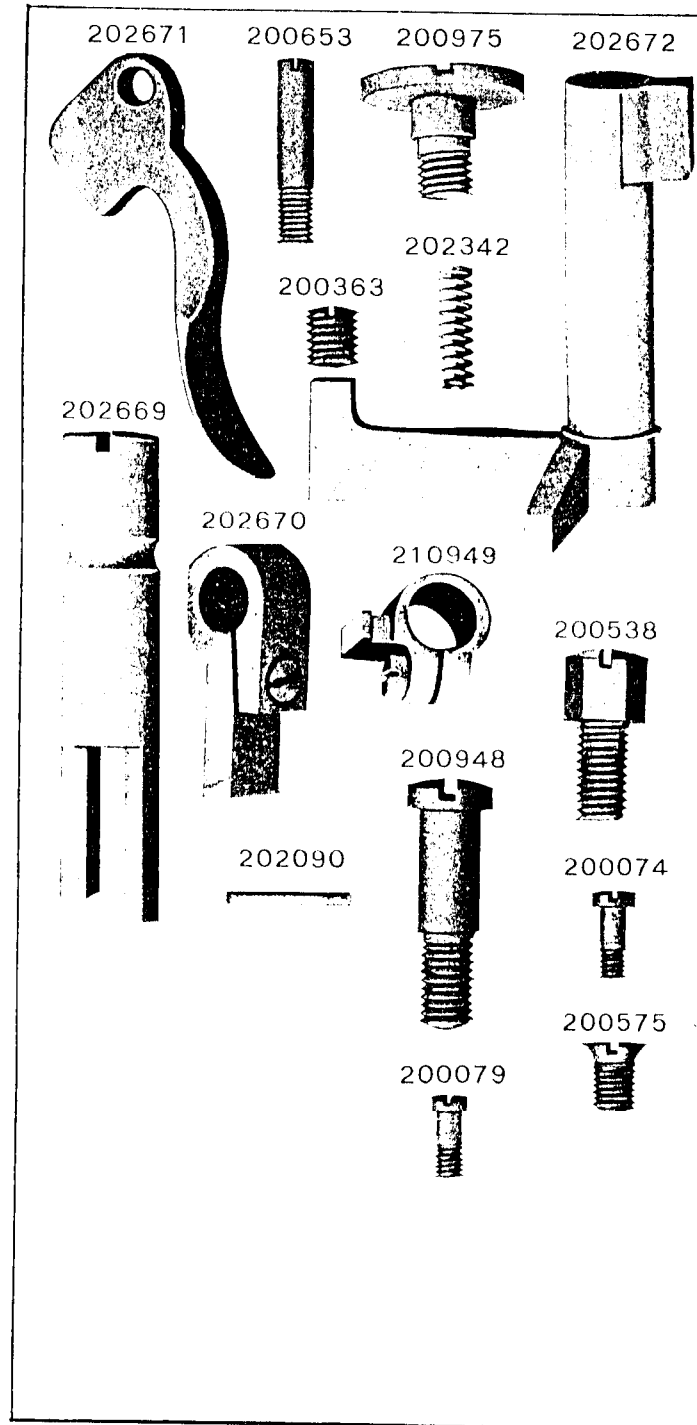


PLATE 11608—FULL SIZE



From the library of: Diamond Needle Corp



PLATE 11609 -FULL SIZE

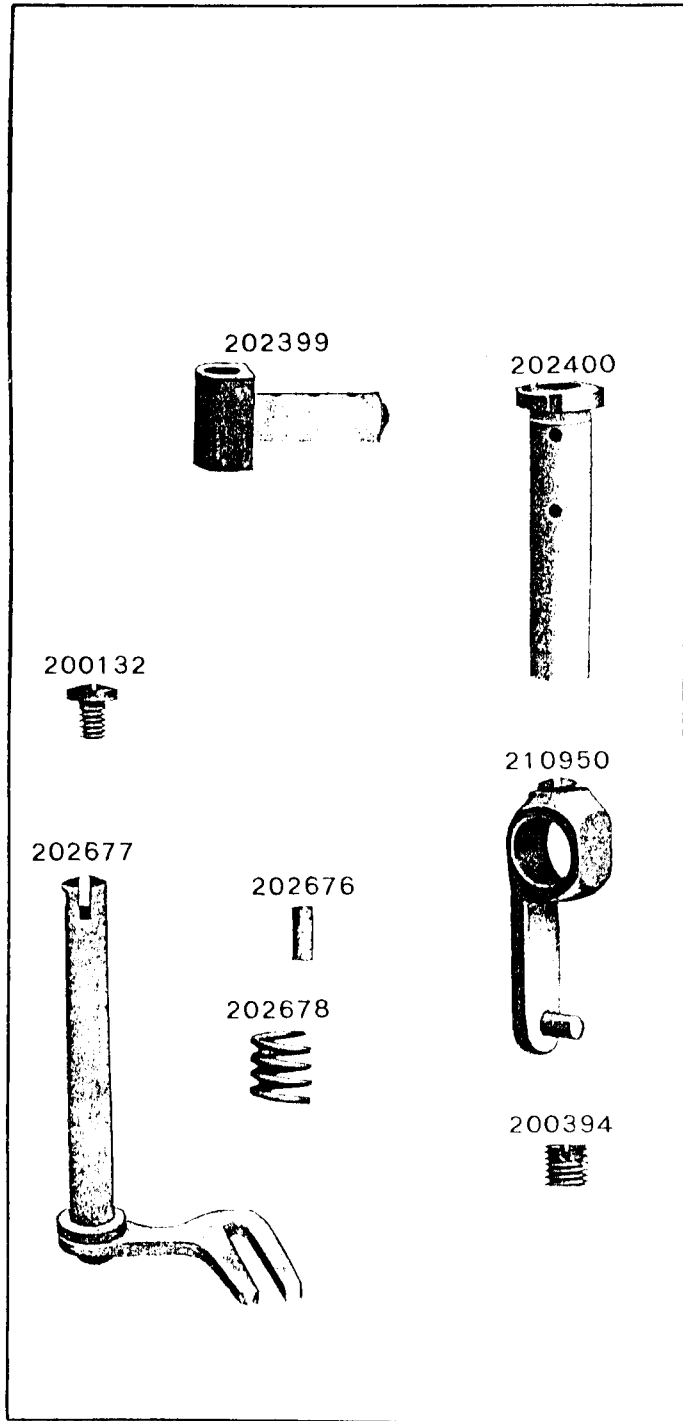
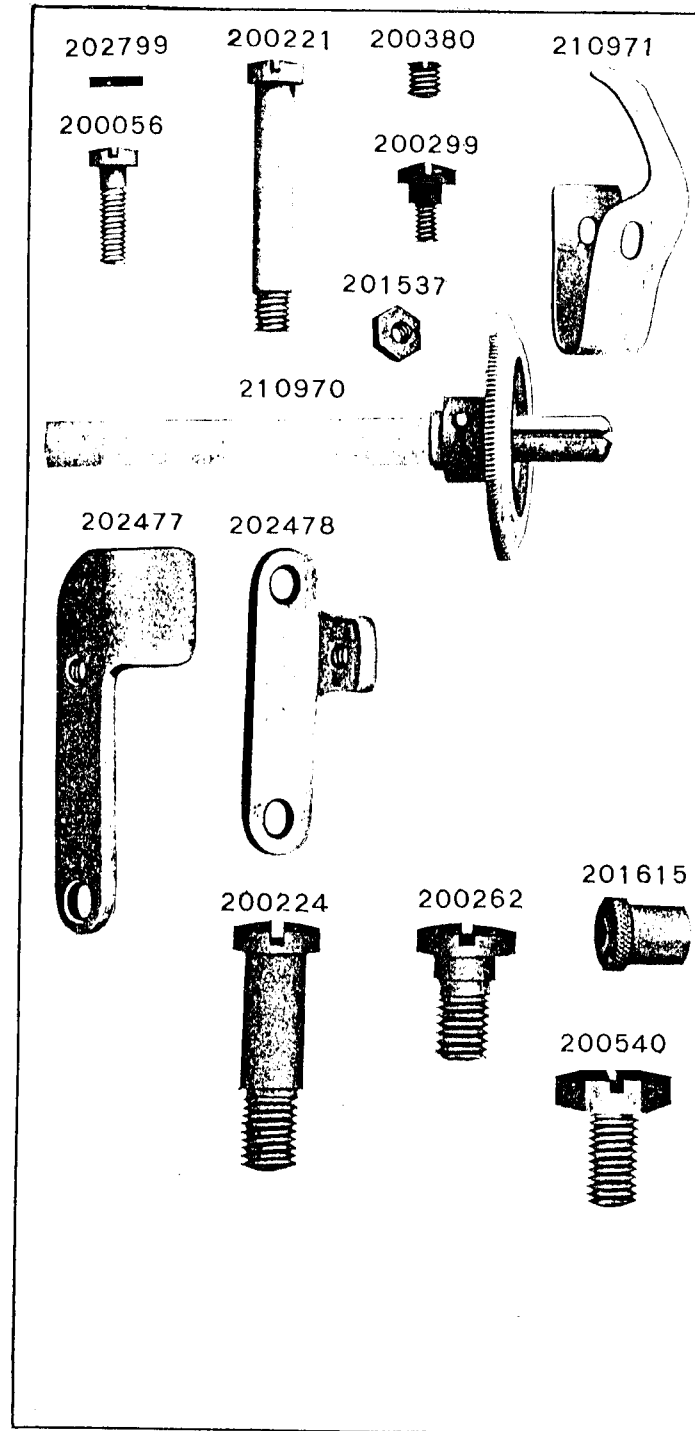


PLATE 11614 -FULL SIZE



From the library of: Diamond Needle Corp

PLATE 11618 - ONE-HALF SIZE

210911

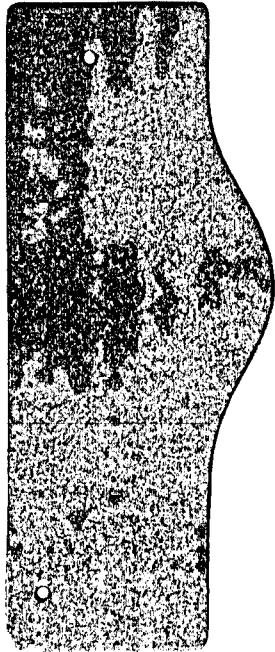




PLATE 11840 - FULL SIZE

229323



221418



229236	229258	229268	229270
229238	229260	229396	229902
231500	229450	229894	231458
231502	231452	229896	231460
231504	231512	231454	231462



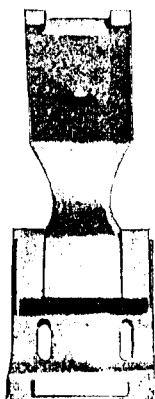
From the library of: Diamond Needle Corp

PLATE 11841 -FULL SIZE

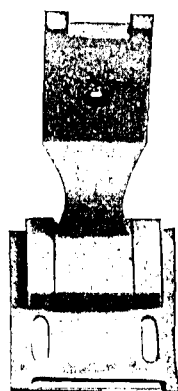
229614



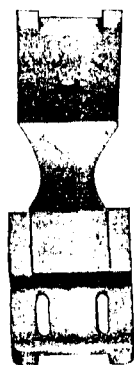
229826



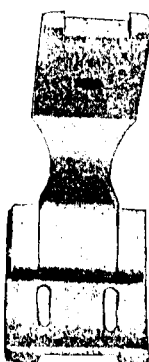
229969



229315



229316



229437




PLATE 11842 -FULL SIZE

229398

229413

229898

229900

231456

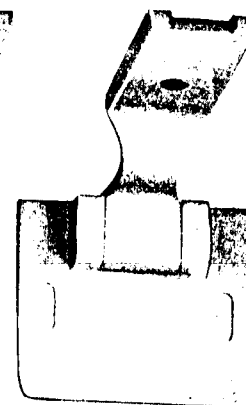
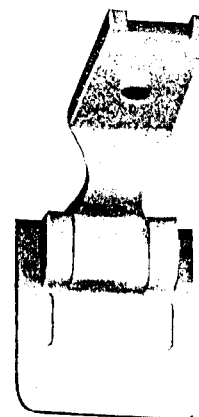
229400

231464

231466

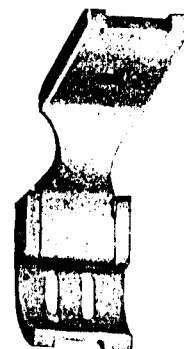
231468

231470



229585

229847



211547

229314

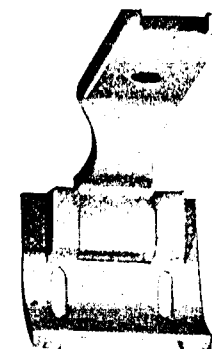


PLATE 11862 - FULL SIZE

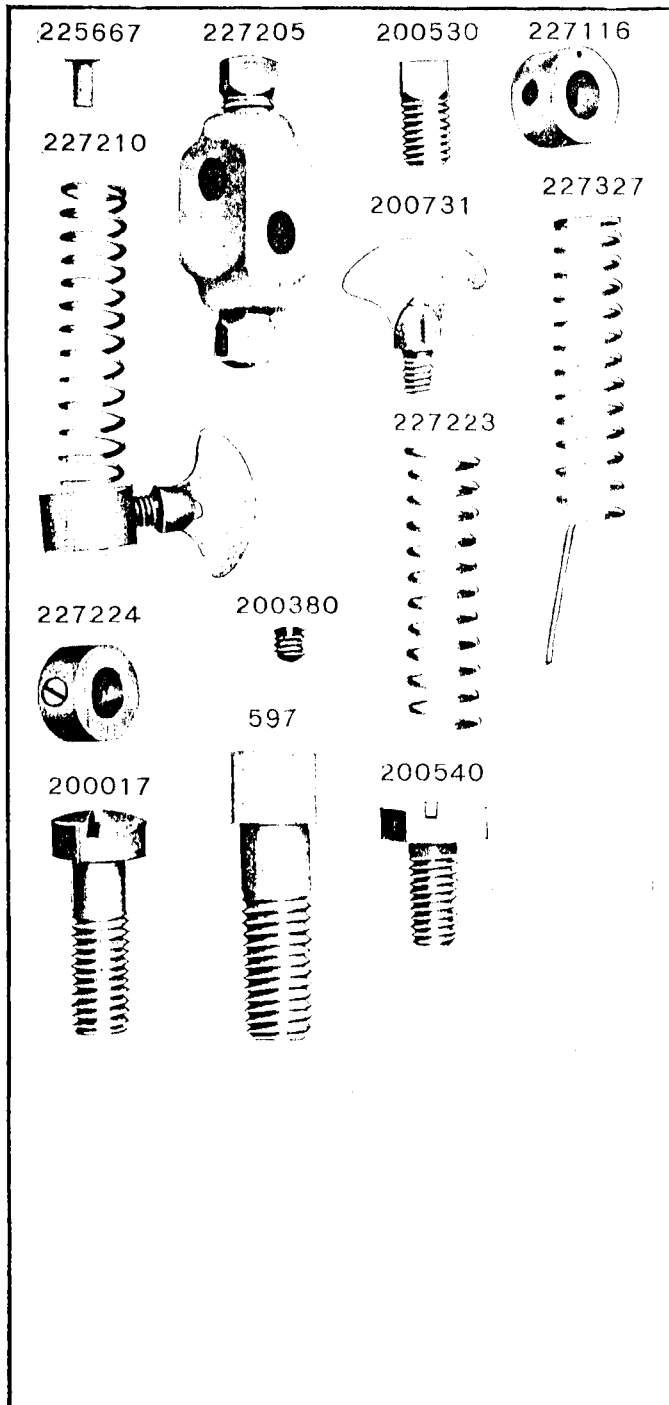
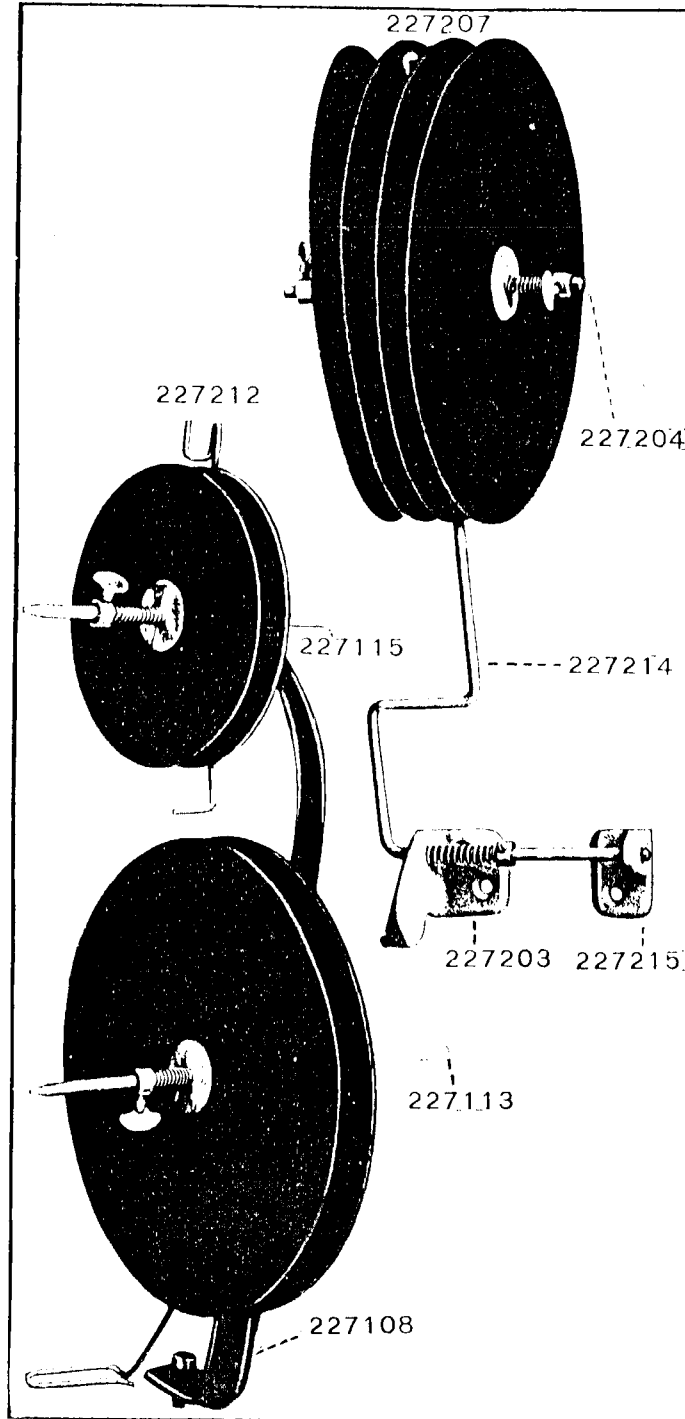


PLATE 11863 - ONE-FOURTH SIZE



From the library of: Diamond Needle Corp.

PLATE 13201-FULL SIZE

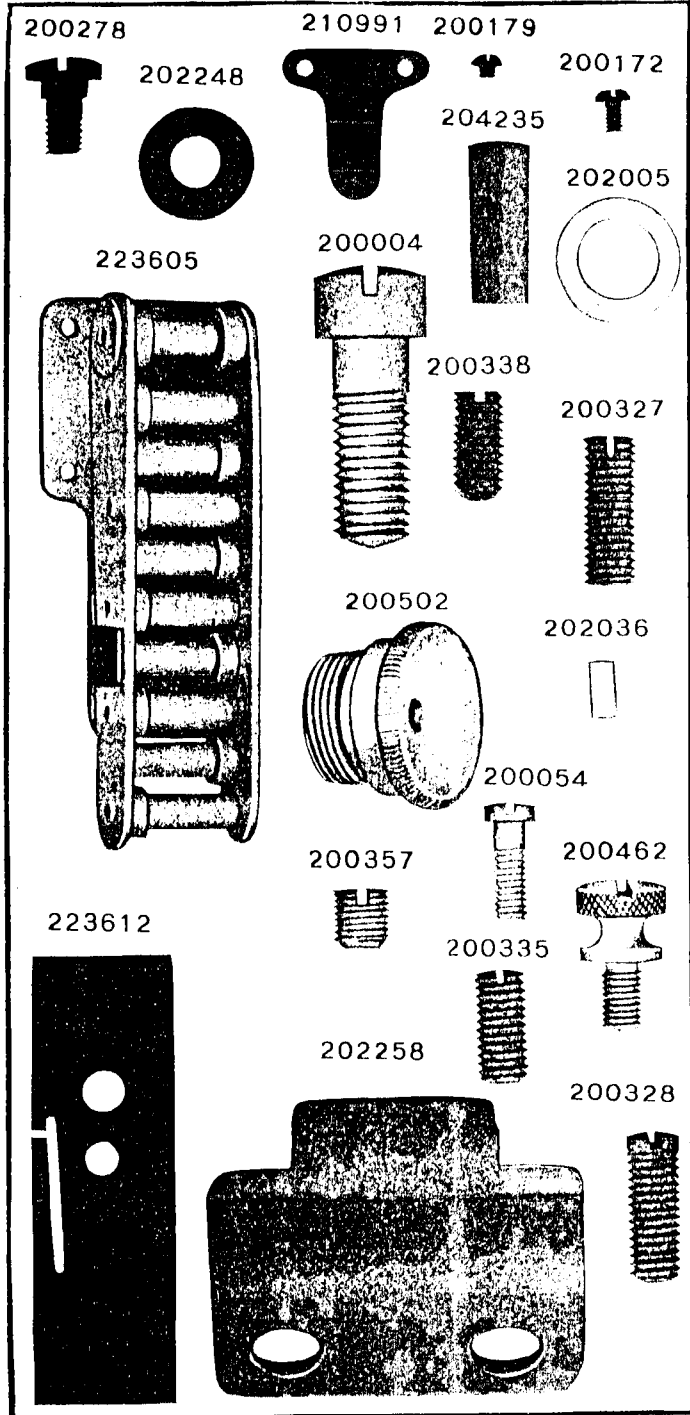


PLATE 13204-FULL SIZE

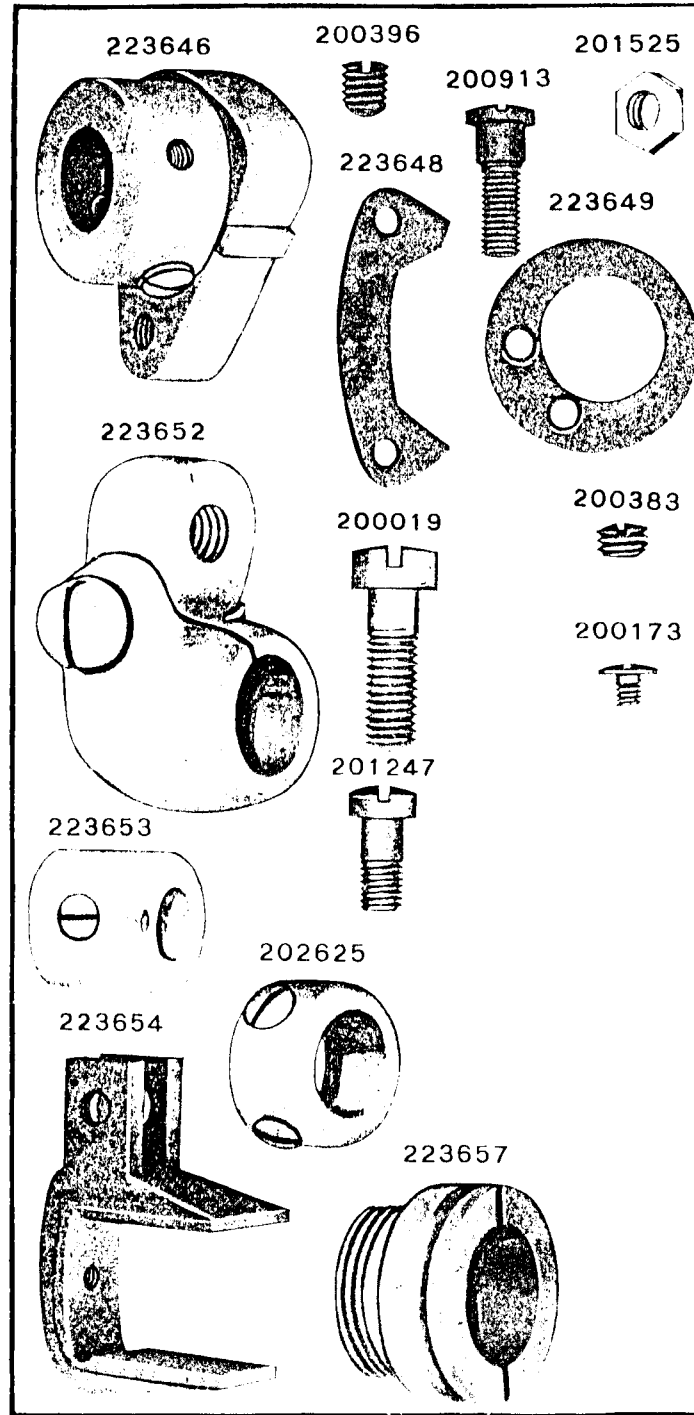


PLATE 13205-FULL SIZE

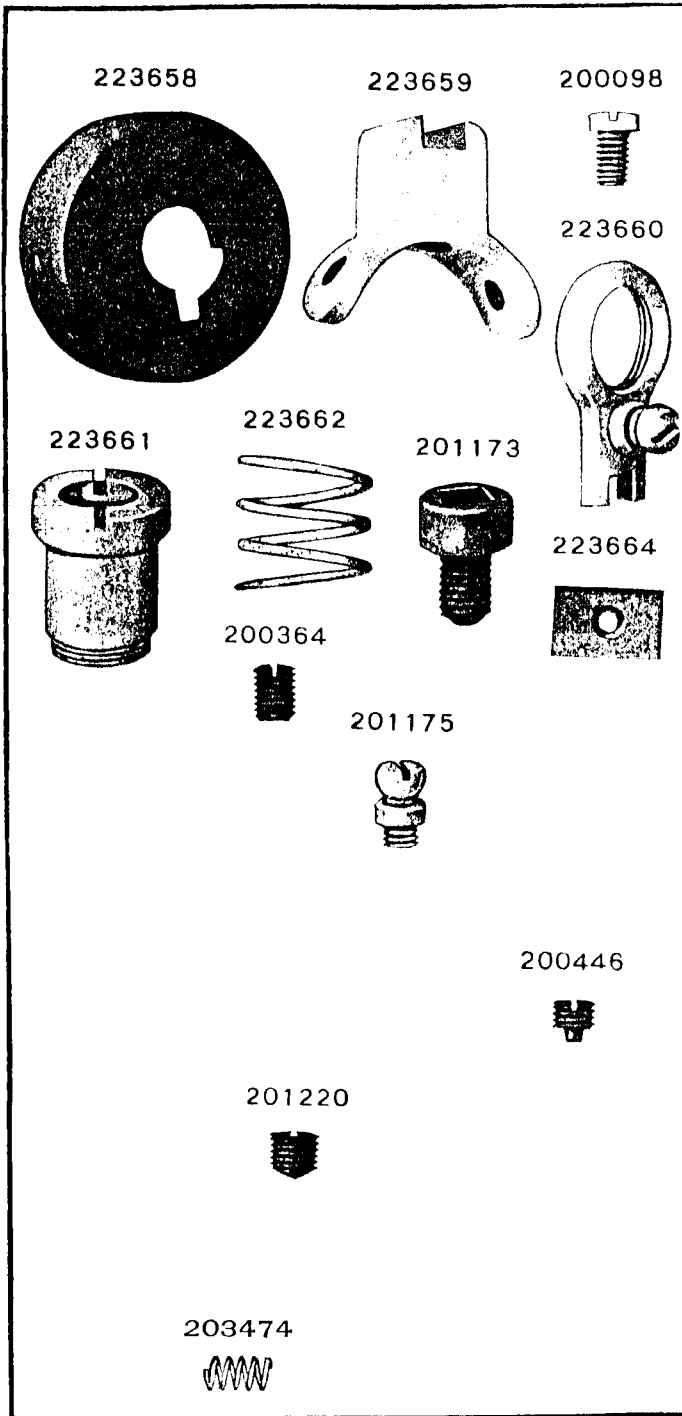


PLATE 13206- ONE-HALF SIZE

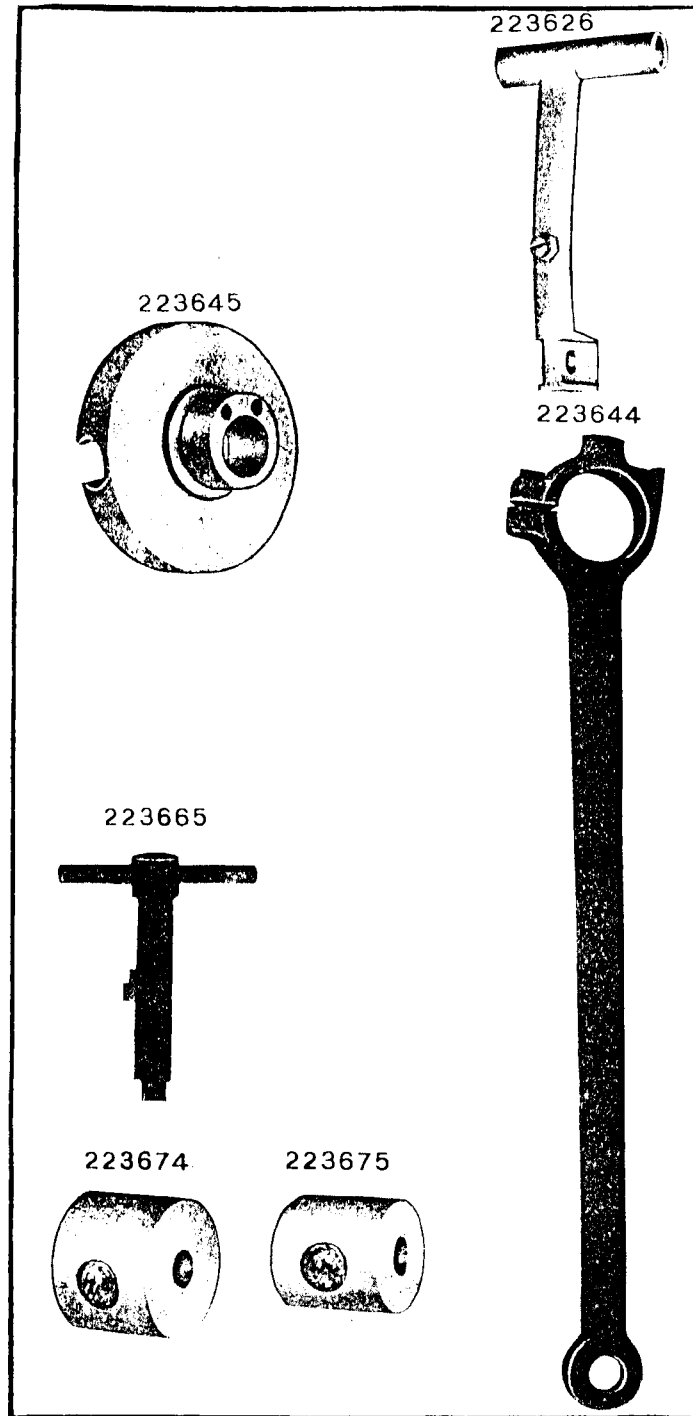


PLATE 13209-FULL SIZE

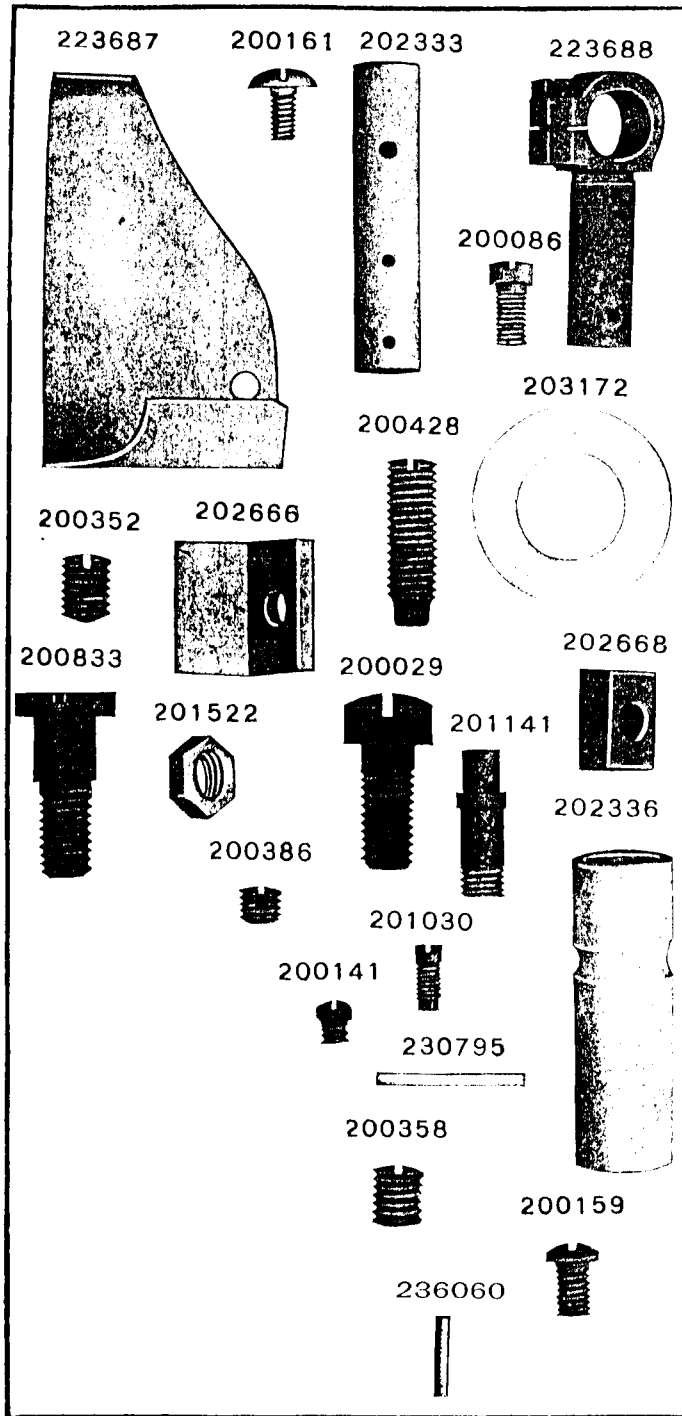


PLATE 13210-FULL SIZE

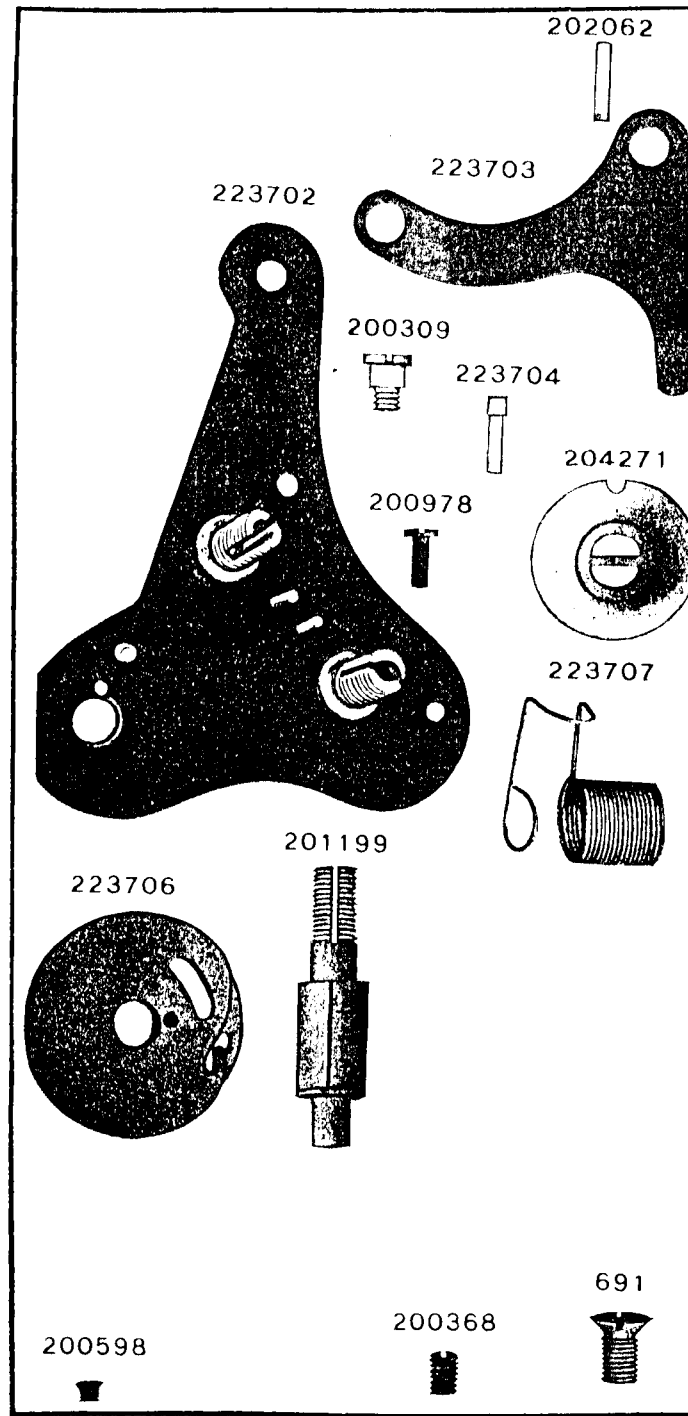


PLATE 13211-FULL SIZE

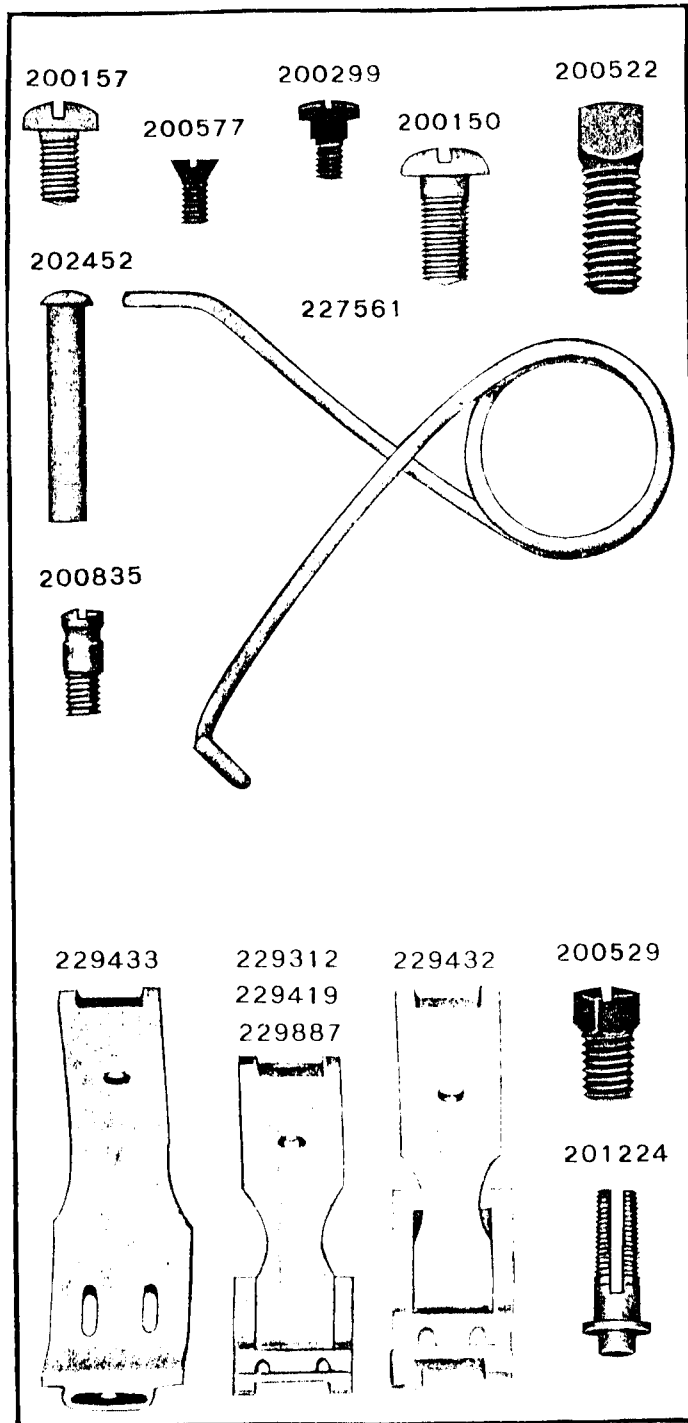


PLATE 13212-ONE-HALF SIZE

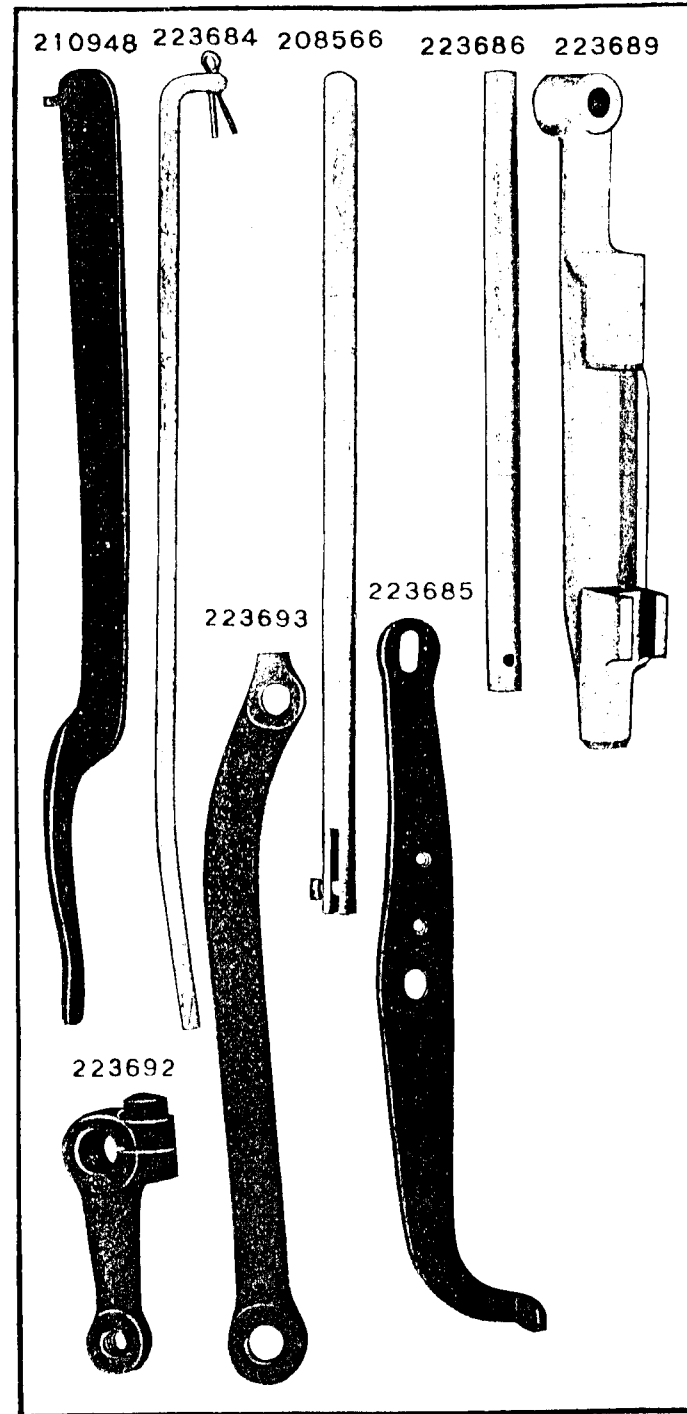




PLATE 13213-ONE-FOURTH SIZE

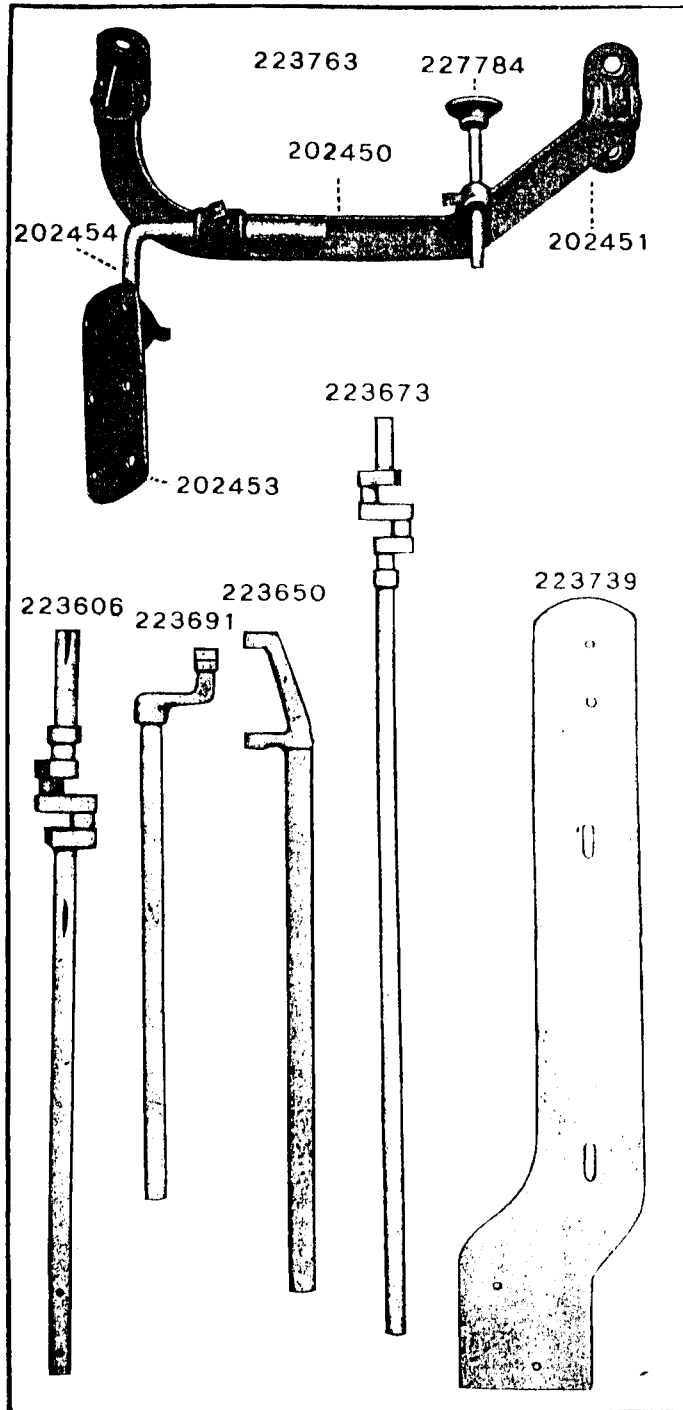


PLATE 13215-FULL SIZE

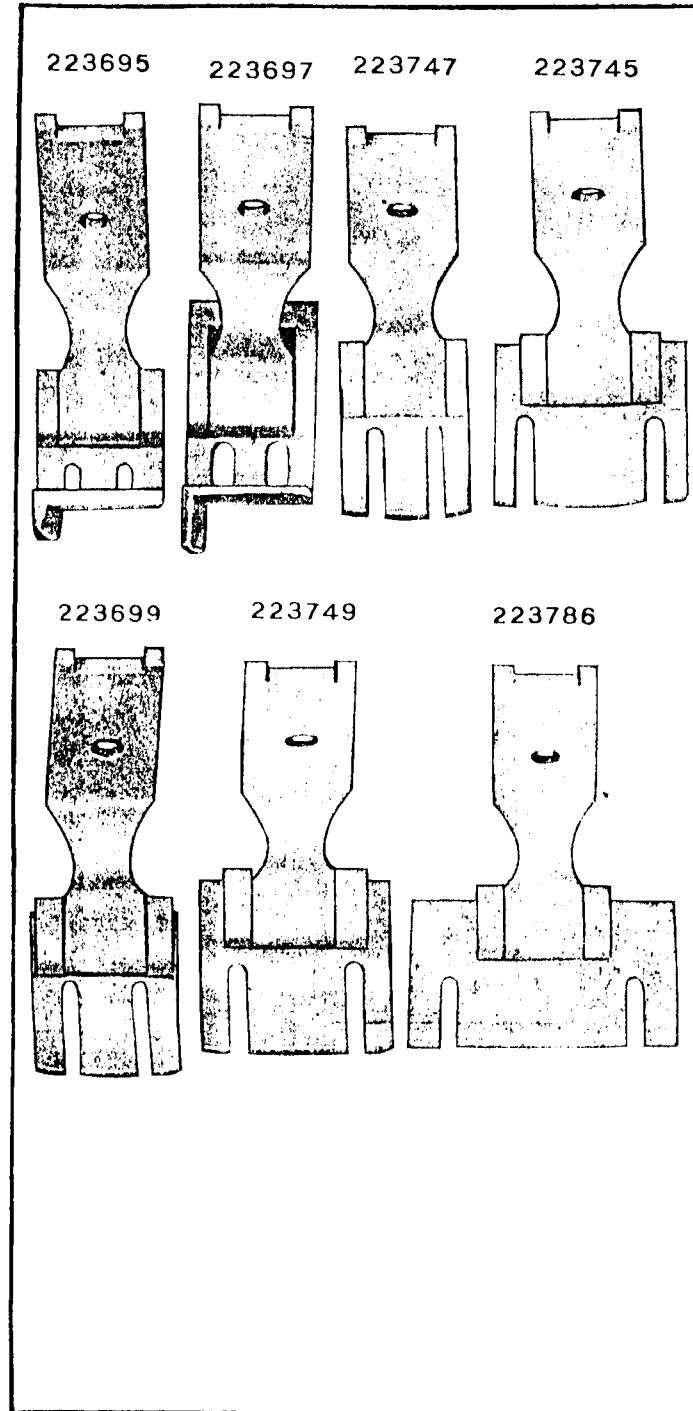
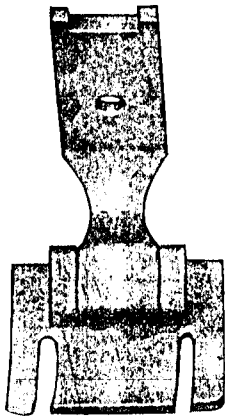
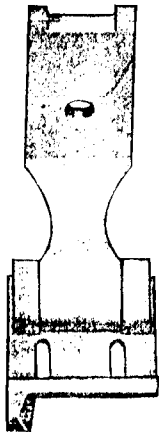


PLATE 13216-FULL SIZE

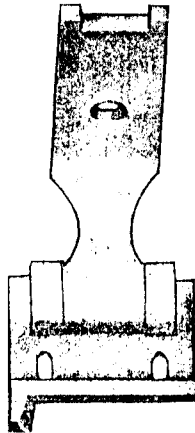
223751



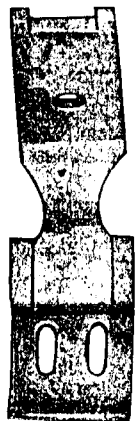
223755



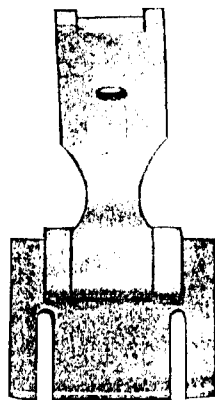
223757



223759



223771



223773

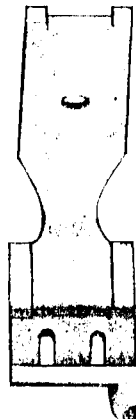



PLATE 13218-FULL SIZE

223635  
223636  
223641



223628  
223631  
223638  
223890



223629  
223630  
223637  
223889



223639



From the library of: Diamond Needle Corp

PLATE 13219—ONE-HALF SIZE

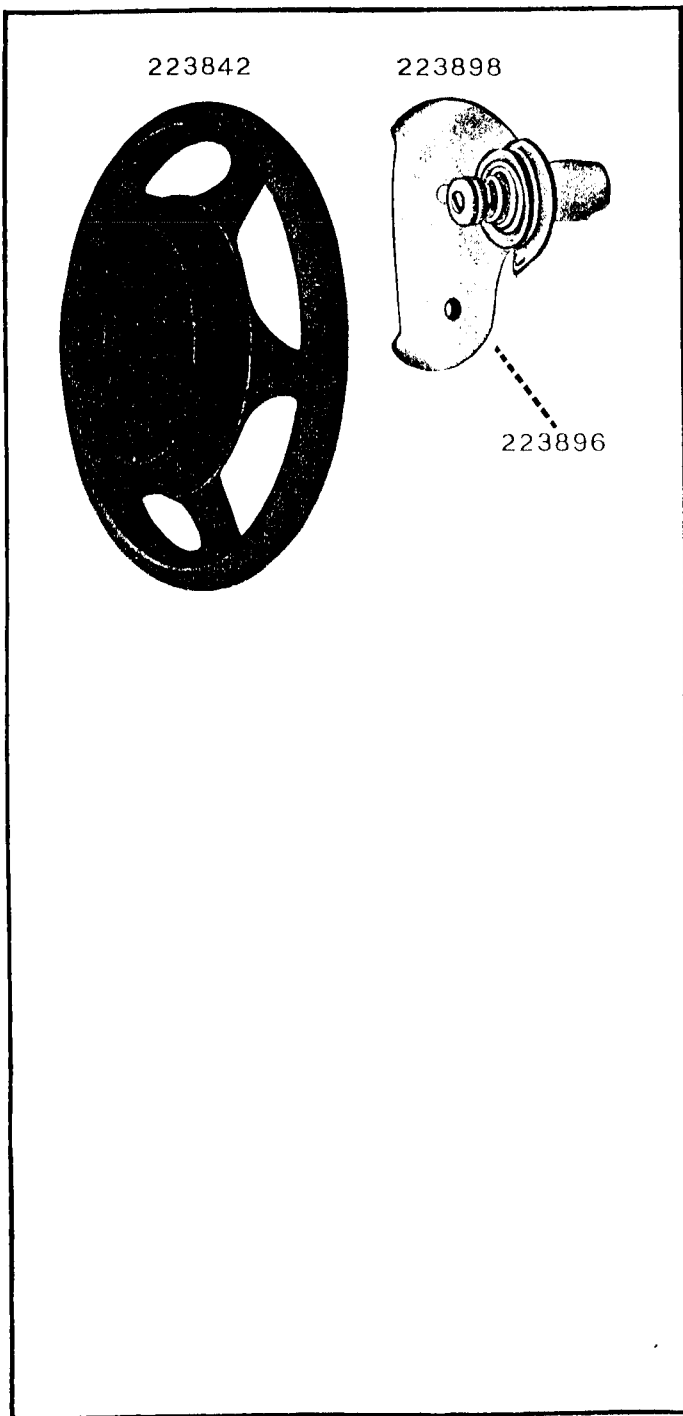


PLATE 13221—FULL SIZE

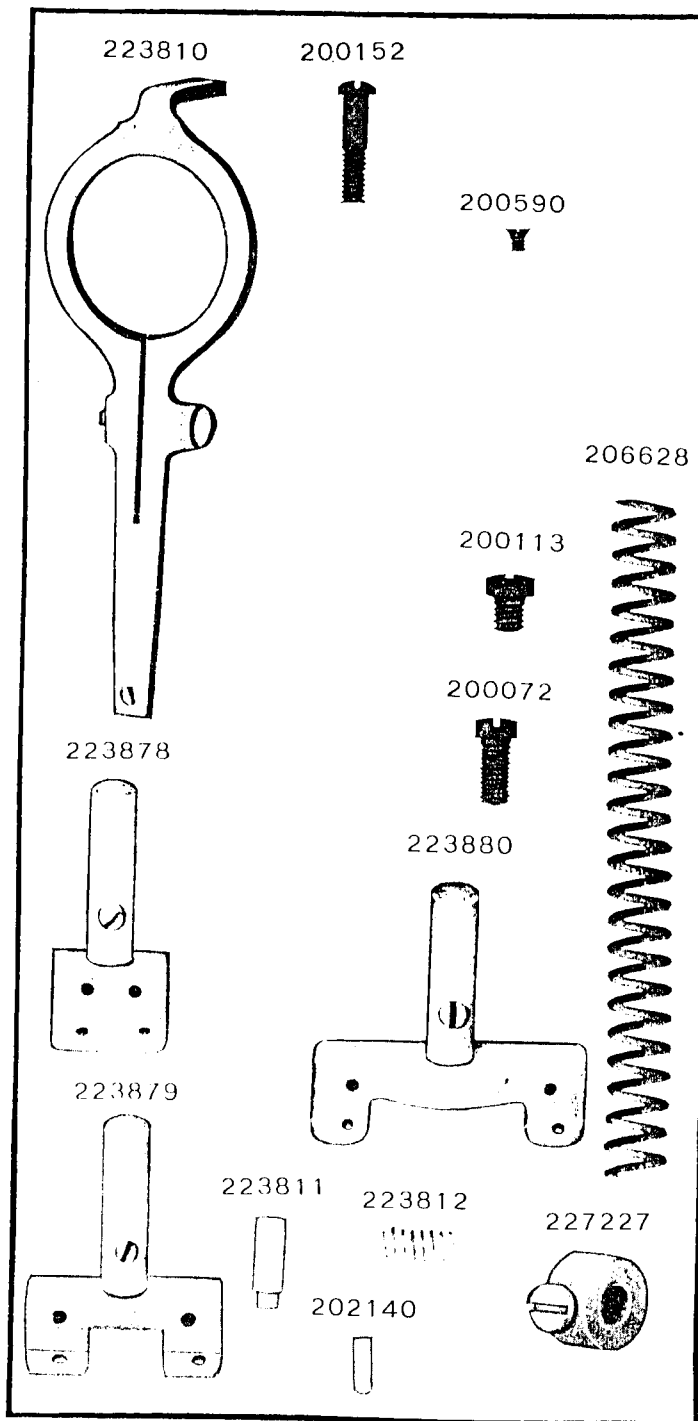


PLATE 13223—FULL SIZE

200268



200336



200164



200174



226467



201539



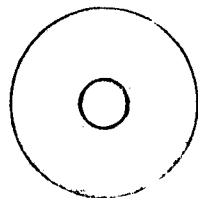
201533



223895



2102



2103



828



223897



1560



17547

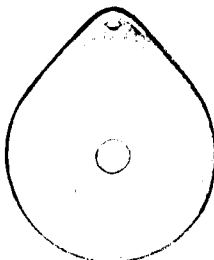




PLATE 13224—ONE-HALF SIZE

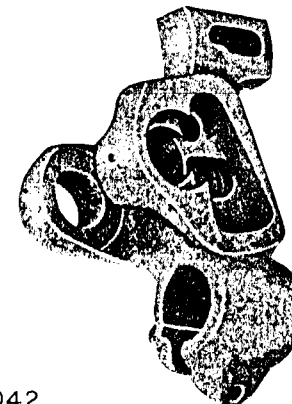
224002




224023



224024



224042



From the library of: Diamond Needle Corp

PLATE 13225—FULL SIZE

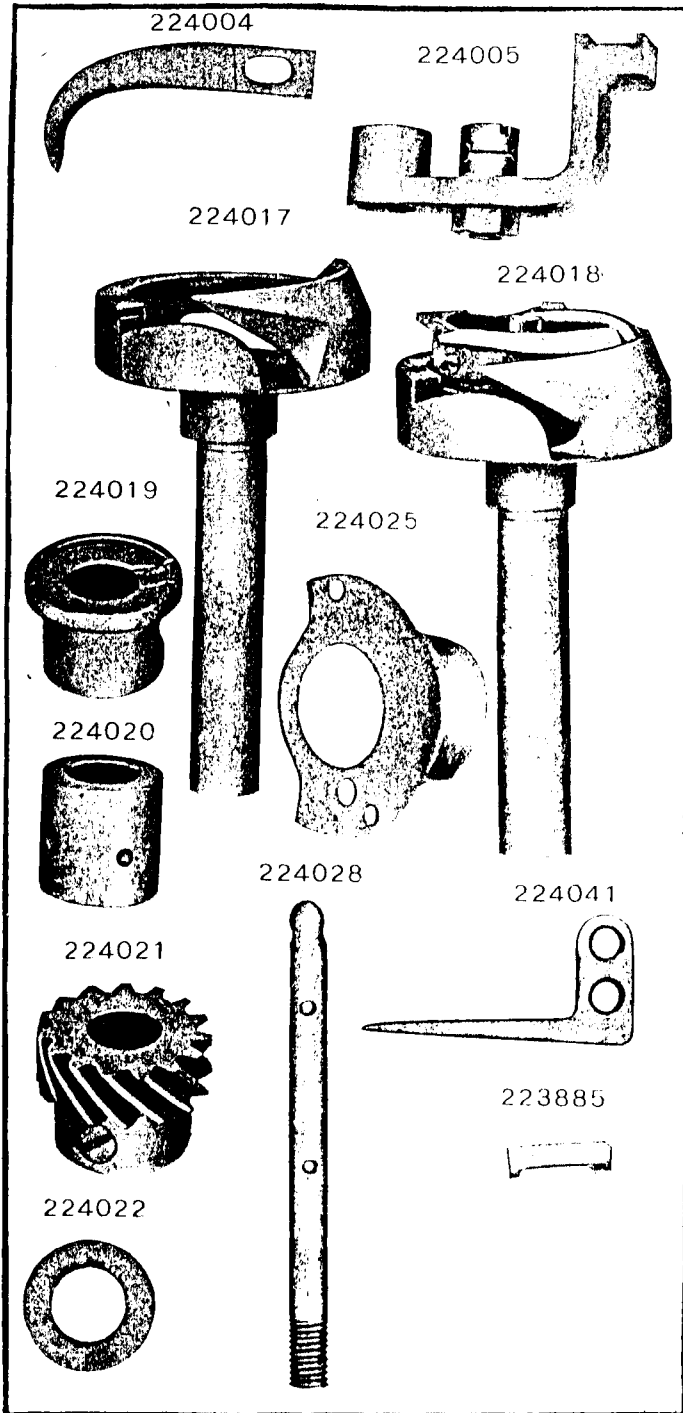


PLATE 13226—ONE-HALF SIZE

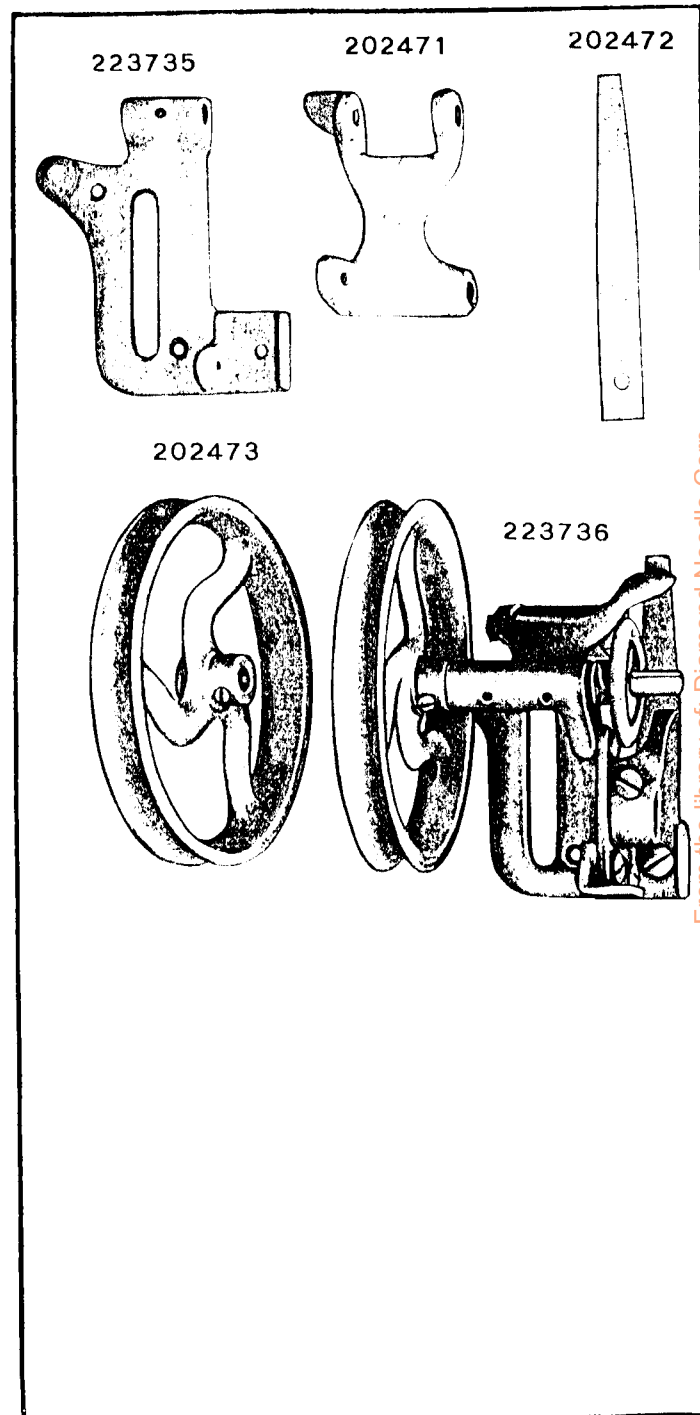




PLATE 13227-FULL SIZE

224031



224032



224033





PLATE 13228-FULL SIZE

223797



224064

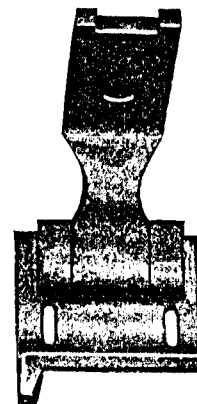


PLATE 13229—FULL SIZE


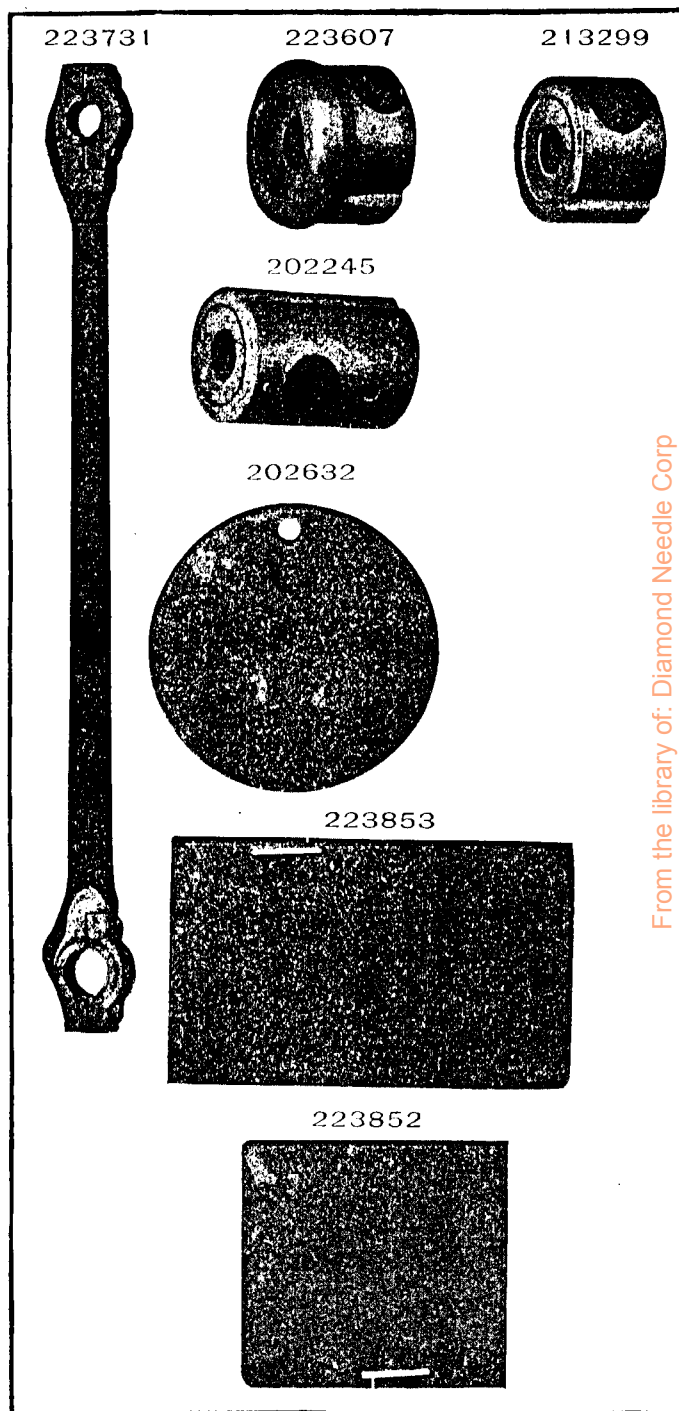


PLATE 13231—ONE-HALF SIZE



From the library of: Diamond Needle Corp

PLATE 13232 - FULL SIZE

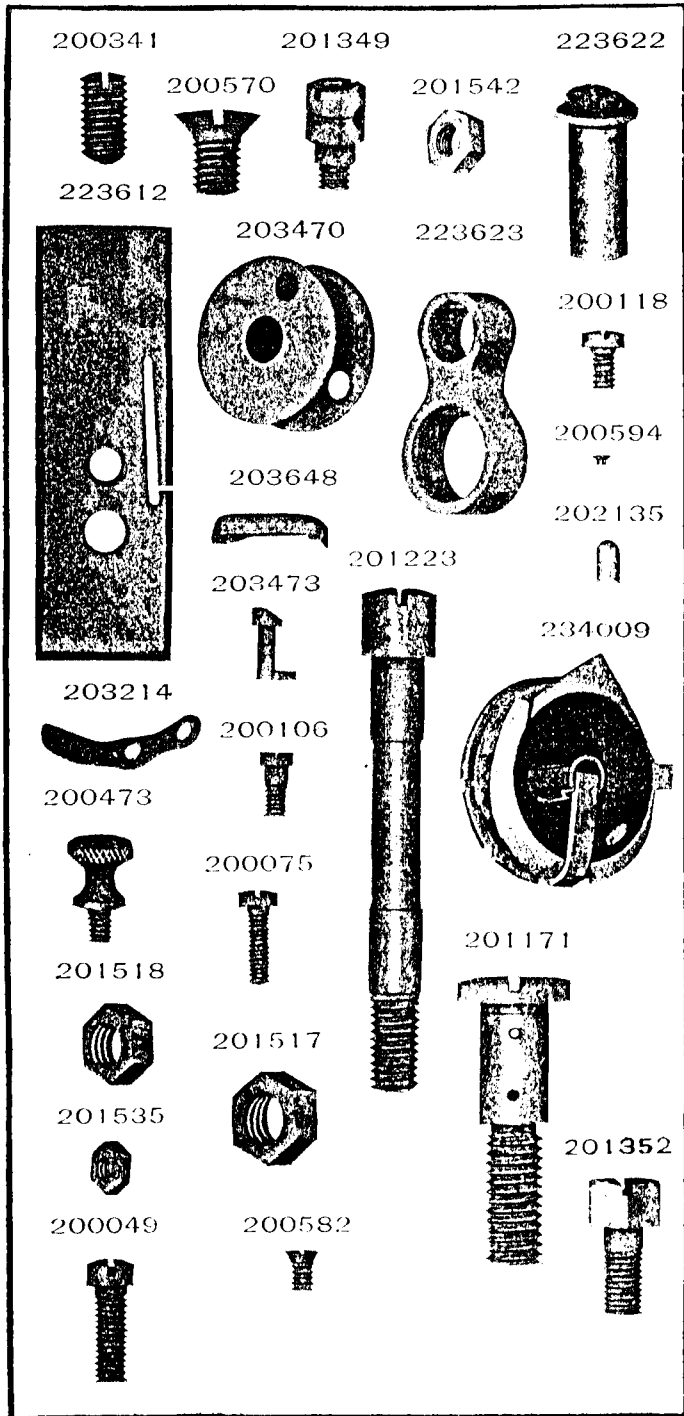
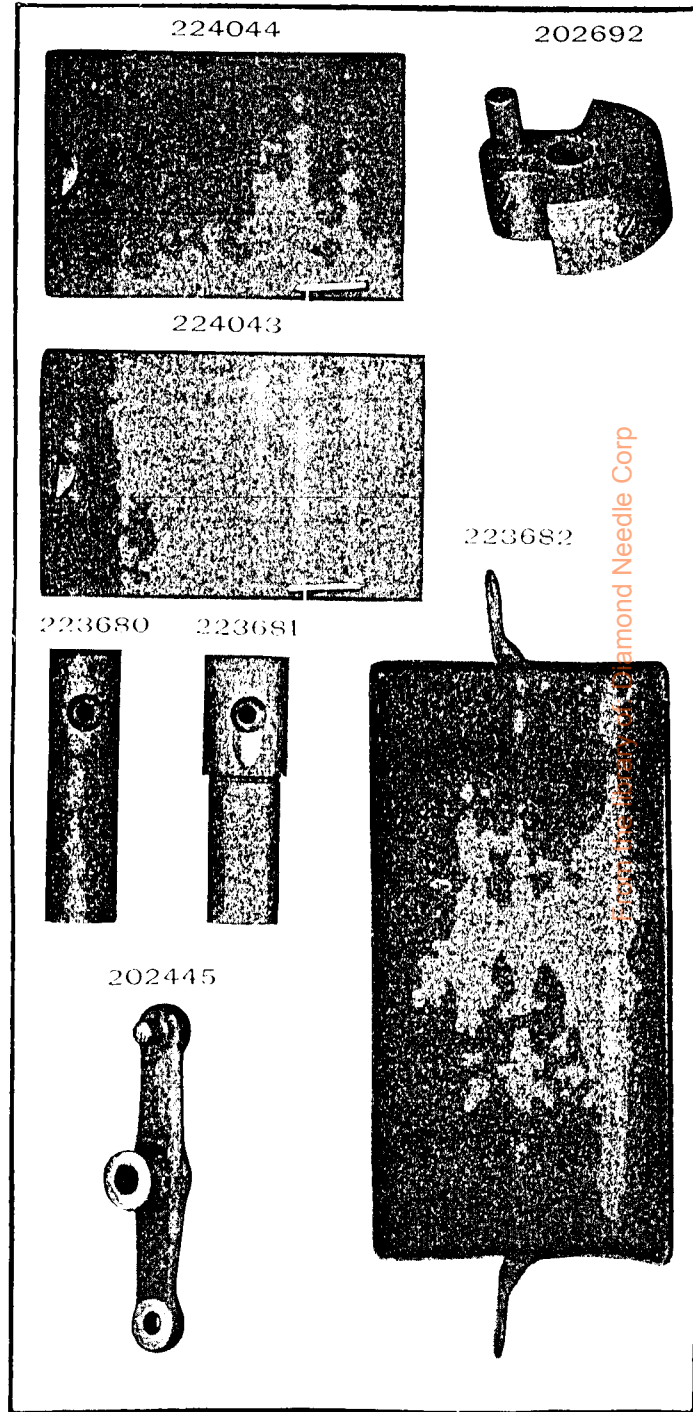


PLATE 13233 - ONE-HALF SIZE



Diamond Needle Corp



PLATE 13234-FULL SIZE

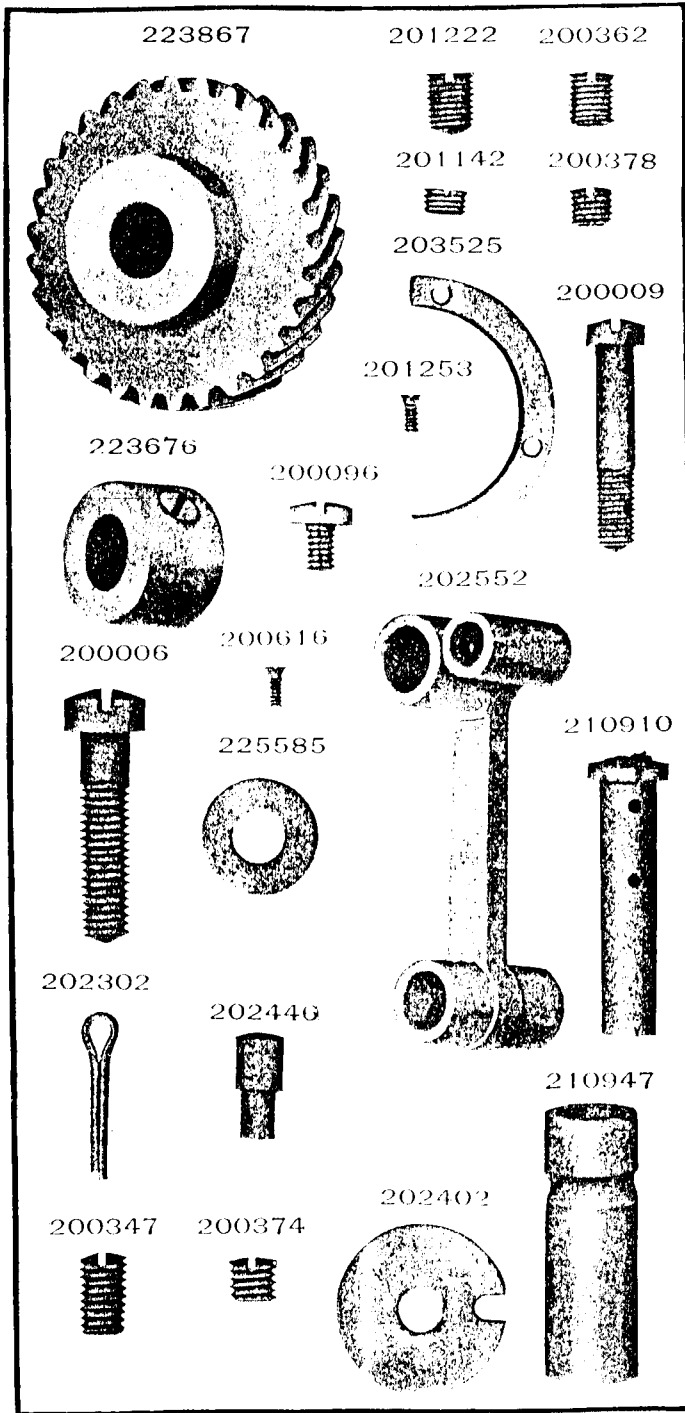
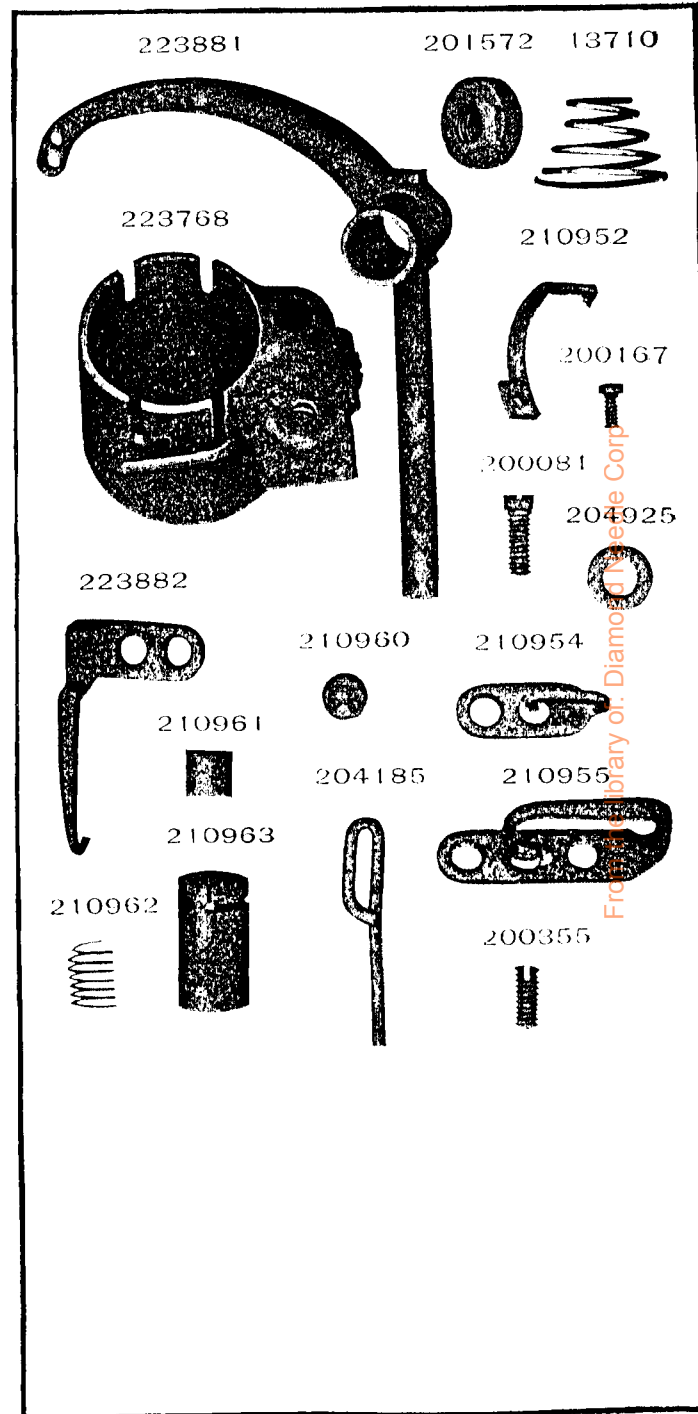


PLATE 13235-FULL SIZE



From the Library of: Diamond Needle Corp.

PLATE 13236-FULL SIZE

